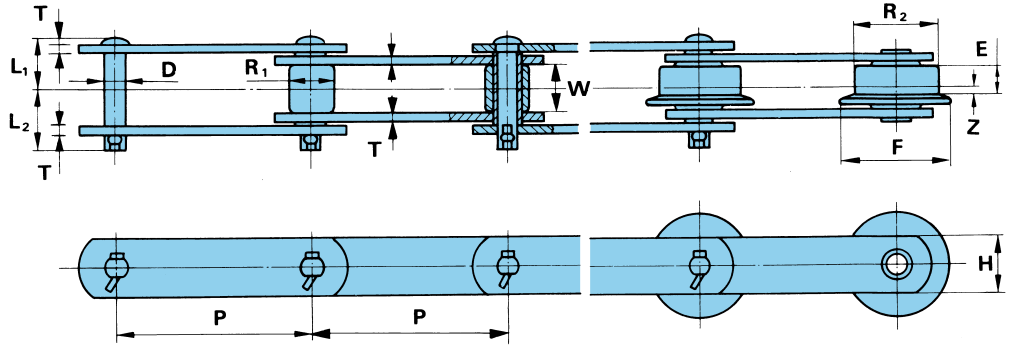


JAC Type Bar Screen Chains

We developed JAC Type Chains specifically to meet the demanding conditions of sewage removal. These long-wearing chains are also ideal to convey sand and dirt.

Please note: JAC Type Chains should be operated every two to three weeks. When seaweed, barnacles, or other marine life are present, the chains should be operated at least once a week. Please let us know if operation will be less than 100 hours per year. We have a special chain for these cases.



Benefits

- High strength
- Exceptional wear resistance
- Superior anti-corrosion properties
- Durability
- Reliability

JAC Type Bar Screen Chain Specifications

All dimensions are in inches unless otherwise indicated.

Chain Number	Average Tensile Strength (lbs.)	Pitch	Width Between Inner Link Plates	Roller					Pin			Link Plate		Approx. Weight (lbs./ft.)
				R ₁	R ₂	F	E	Z	D	L ₁	L ₂	T	H	
JAC08152-S	33,000	6.00	1.031	.874	—	—	—	—	.445	1.220	1.358	.248	1.126	2.62
JAC10152-S	48,500	6.00	1.142	1.142	—	—	—	—	.571	1.299	1.417	.248	1.500	3.96
JAC10152-F	48,500	6.00	1.142	—	2.000	2.559	.787	.276	.571	1.299	1.417	.248	1.500	5.38
JAC6205-S	61,700	6.00	1.413	1.374	—	—	—	—	.626	1.594	1.693	.311	1.752	6.25
JAC6205-F	61,700	6.00	1.413	—	2.559	3.346	.945	.315	.626	1.594	1.693	.311	1.752	9.74
JAC21152-S	85,900	6.00	1.406	1.579	—	—	—	—	.752	1.752	2.008	.374	2.000	8.47
JAC26152-S	114,500	6.00	2.189	1.752	—	—	—	—	.874	2.185	2.402	.374	2.500	11.96

Note: The above information is for VJ series chain. Please call for information about PJ series and SJ series.

Bar Screen Selection Table

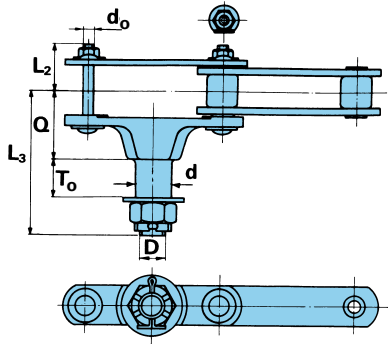
Series	Materials and Heat-Treatment			Standardized Attachment
	Pin Bushing	"S" Roller Link Plate	"F" Roller	
VJ ¹	400 Series, stainless steel heat-treated	alloy steel, heat-treated	alloy steel, heat-treated	Y, A-2(I), A-2 (II)
PJ	400 Series, stainless steel, heat-treated			Y, A-2(I), A-2 (II)
SJ	300 Series, stainless steel			A-2(I), A-2 (II)

¹Bushings project slightly for smoother running.

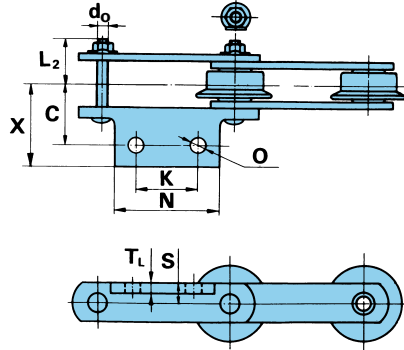
To locate compatible sprockets for your chain, refer to the Product Cross-Reference in Section D.

Note: Dimensions are subject to change. Contact Union Chain to obtain certified prints for design and construction.

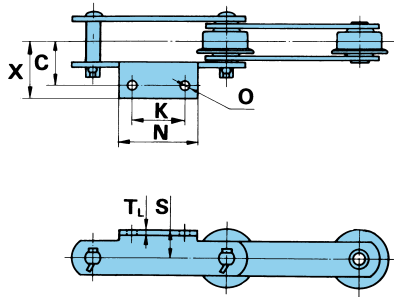
"Y" Attachment



"A-2 (I)" Attachment



"A-2 (II)" Attachment



JAC Type Bar Screen Chain Attachment Specifications

All dimensions are in inches unless otherwise indicated.

Attachment Style	Chain Number	d	d _o	D	L ₂	L ₃	Q	T _o	Additional Weight (lbs./att.)
Y	JAC08152-S	.984	M10	M20	1.496	4.724	2.362	1.181	2.43
Y	JAC10152-S	1.378	M12	M27	1.654	5.846	2.756	1.575	4.19
Y	JAC6205-S	1.575	M12	M30	1.929	6.476	3.071	1.732	5.95
Y	JAC21152-S	1.772	M16	M36	2.165	6.850	3.071	1.811	7.05
Y	JAC26152-S	1.969	M16	M45	2.559	8.031	3.740	1.969	11.24

Attachment Style	Chain Number	d _o	L ₂	C	X	K	N	O	S	T _L	Add'l. Weight (lbs./att.)
A-2 (I)	JAC10152-F	M12	1.654	2.362	3.150	2.559	4.331	.591	.748	.374	1.32
A-2 (I)	JAC 6205-F	M12	1.929	2.756	3.740	2.756	4.724	.709	.874	.472	1.98

Attachment Style	Chain Number	C	X	K	N	O	S	T _L	Additional Weight (lbs./att.)
A-2 (II)	JAC10152-F	1.969	2.559	2.362	3.543	.472	1.260	.248	.44
A-2 (II)	JAC 6205-F	2.362	3.110	2.362	3.937	.591	1.496	.311	.82

To locate compatible sprockets for your chain, refer to the Product Cross-Reference in Section D.

Note: Dimensions are subject to change. Contact Union Chain to obtain certified prints for design and construction.