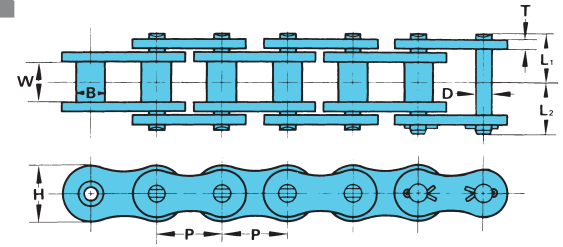


Rollerless Chain

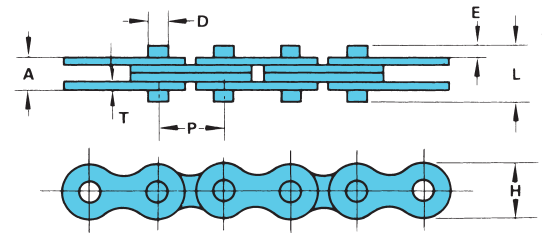
Rollerless chains are ideal for tension linkage applications and are designed and manufactured to withstand continual wearing action.



U.S. TSUBAKI	Pitch	Bushing Diameter	Width Between Inner Link Plates	Pin		Link Plate		Average Tensile Strength lbs.	Approx. Weight lbs./ft.	
Chain No.	P	B	W	D	L ₁	L ₂	T	H		
RS65	.750	.330	.500	.234	.506	.581	.094	.713	9,800	.81
RS85	1.000	.448	.625	.312	.640	.758	.125	.949	17,200	1.41
RS105	1.250	.533	.750	.375	.778	.900	.156	1.185	25,500	2.08
RS125	1.500	.627	1.000	.437	.980	1.138	.187	1.425	36,300	3.04

Wrench Chain

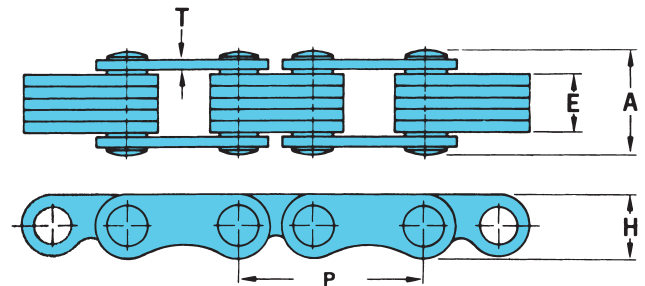
U.S. Tsubaki Wrench chains have extra long pins extending beyond both sides of the chain. They serve as tension linkages for holding pipes securely in pipe wrenches.



U.S. TSUBAKI	Pitch	Lacing	Pin			Link Plate		Width Over Link Plate	Average Tensile Strength lbs.	Approx. Weight lbs./ft.
Chain No.	P		D	L	E	T	H	A		
50WR	.625	2x2	.200	.559	.114	.080	.512	.331	6,750	.45
60WR	.750	2x2	.234	.787	.197	.094	.614	.394	9,000	.62

Laminated Block Chain

Laminated Block chain is used in light load, low speed applications. The chain is made entirely of 304 stainless steel. It is available in a variety of sizes, and it directly replaces Solid Block chain.



U.S. TSUBAKI Laminated Block Chain (304SS)	Pitch P	Block Width E	Link Plate T	Width A	Height H	Weight lbs./ft.
T502LSS	1.000	.188	.060	.375	.325	.3
T503LSS	1.000	.250	.060	.437	.325	.3
T504LSS	1.000	.312	.060	.562	.325	.4
T505LSS	1.000	.375	.060	.625	.325	.4
T506LSS	1.000	.500	.060	.750	.325	.5