

U.S. TSUBAKI STOCK SPROCKETS

Double Pitch Sprockets

Conveyor or Drive Series — Standard Roller Double Pitch Sprocket
for C2040/A2040 Chain — 1" Pitch

Dimensions are in inches unless otherwise indicated.

Basic Sprocket Dimensions				Single — Type B					Single — Type A			
No. Teeth	Outside Diameter	Pitch Diameter	Caliper Diameter	Catalog Number	Plain Bore	†Max. Bore	Hub Dia.	LTB	Wt. Lbs.	Catalog Number	Plain Bore	Wt. Lbs.
11	2.000	1.852	1.537	2040B11	1/2	13/16	1 3/8 ▲	7/8	.34			
12	2.170	2.000	1.688	2040B12	1/2	1	1 21/32 ▲	7/8	.44			
13	2.320	2.152	1.824	2040B13	1/2	1	1 13/16 ▲	7/8	.48			
14	2.490	2.305	1.993	2040B14	1/2	1	1 13/16 ▲	7/8	.60			
15	2.640	2.458	2.133	2040B15	1/2	1 1/8	1 11/16	7/8	.66			
16	2.810	2.613	2.301	2040B16	5/8	1 3/16	1 7/8	7/8	.76			
17	2.970	2.768	2.444	2040B17	5/8	1 1/4	2 1/16	7/8	1.00			
18	3.140	2.924	2.612	2040B18	5/8	1 3/8	2 3/16	7/8	1.16			
19	3.290	3.080	2.757	2040B19	5/8	1 1/2	2 3/8	7/8	1.36			
20	3.460	3.236	2.924	2040B20	5/8	1 3/4	2 1/2	1	1.54			
21	3.610	3.392	3.070	2040B21	5/8	1 3/4	2 1/2	1	1.65			
22	3.780	3.549	3.237	2040B22	5/8	1 3/4	2 1/2	1	2.00			
23	3.930	3.706	3.386	2040B23	5/8	1 3/4	2 1/2	1	2.16	2040A23	5/8	.77
24	4.100	3.864	3.552	2040B24	5/8	1 3/4	2 1/2	1	2.25	2040A24	5/8	.84
25	4.260	4.021	3.701	2040B25	5/8	1 3/4	2 1/2	1	2.30	2040A25	5/8	.91
26	4.420	4.179	3.867	2040B26	5/8	1 3/4	2 1/2	1	2.40	2040A26	5/8	1.00
28	4.740	4.494	4.182	2040B28	5/8	1 3/4	2 1/2	1	2.55	2040A28	5/8	1.10
30	5.060	4.810	4.498	2040B30	5/8	1 3/4	2 1/2	1	2.74	2040A30	5/8	1.30

▲ Has recessed groove in hub for chain clearance

Conveyor Series — Large Roller Double Pitch Sprocket for C2042 Chain — 1" Pitch

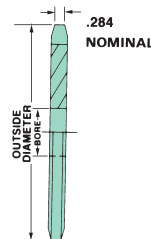
Dimensions are in inches unless otherwise indicated.

Basic Sprocket Dimensions				Single — Type B					Single — Type A			
No. Teeth	Outside Diameter	Pitch Diameter	Caliper Diameter	Catalog Number	Plain Bore	†Max. Bore	Hub Dia.	LTB	Wt. Lbs.	Catalog Number	Plain Bore	Wt. Lbs.
8	3.010	2.613	1.988	2042B8	5/8	1 9/32	1 7/8	7/8	.72			
9	3.350	2.924	2.255	2042B9	5/8	1 15/32	2 7/32	7/8	1.02			
10	3.680	3.236	2.611	2042B10	5/8	1 3/4	2 35/64	1	1.50			
11	4.010	3.549	2.888	2042B11	5/8	1 7/8	2 5/8	1	1.68			
12	4.330	3.864	3.239	2042B12	5/8	2 1/4	3 1/16	1	2.22			
13	4.660	4.179	3.523	2042B13	5/8	2 1/4	3 1/4	1	2.56			
14	4.980	4.494	3.869	2042B14	5/8	2 1/4	3 1/4	1	2.72			
15	5.310	4.810	4.158	2042B15	5/8	2 1/4	3 1/4	1	2.90			
16	5.630	5.126	4.501	2042B16	5/8	2 1/4	3 1/4	1	3.10	2042A16	5/8	1.30
17	5.950	5.442	4.794	2042B17	5/8	2 1/4	3 1/4	1	3.40	2042A17	5/8	1.60
18	6.270	5.759	5.134	2042B18	5/8	2 1/4	3 1/4	1	3.56	2042A18	5/8	1.80
19	6.590	6.076	5.430	2042B19	5/8	2 1/4	3 1/4	1	3.72	2042A19	5/8	2.00
20	6.910	6.392	5.768	2042B20	3/4	2 3/8	3 1/2	1 1/8	4.72	2042A20	3/4	2.40
21	7.240	6.710	6.066	2042B21	3/4	2 3/8	3 1/2	1 1/8	4.84	2042A21	3/4	2.60
22	7.560	7.027	6.402	2042B22	3/4	2 3/8	3 1/2	1 1/8	5.18	2042A22	3/4	2.80
23	7.880	7.344	6.702	2042B23	3/4	2 3/8	3 1/2	1 1/8	5.04	2042A23	3/4	3.10
24	8.200	7.661	7.036	2042B24	3/4	2 3/8	3 1/2	1 1/8	5.58	2042A24	3/4	3.20
25	8.520	7.979	7.338	2042B25	3/4	2 3/8	3 1/2	1 1/8	5.96	2042A25	3/4	3.50
26	8.840	8.296	7.671	2042B26	3/4	2 3/8	3 1/2	1 1/8	6.22	2042A26	3/4	3.70
28	9.480	8.931	8.307	2042B28	3/4	2 3/8	3 1/2	1 1/8	6.78	2042A28	3/4	4.70
30	10.110	9.567	8.942	2042B30	3/4	2 3/8	3 1/2	1 1/8	7.56	2042A30	3/4	5.00

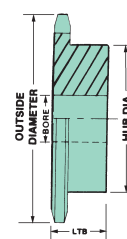
SEE CURRENT DISCOUNT SHEET FOR ALTERATION CHARGES

† Dimensions shown allow for standard keyway with set screw at 90°

CHAIN TECHNICAL DATA			
Size	A2040	C2040	C2042
Pitch	1"	1"	1"
Inside Width	5/16"	5/16"	5/16"
Roller Diameter	.313"	.313"	.625"



TYPE A



TYPE B

Double Pitch Sprockets

Conveyor or Drive Series — Standard Roller Double Pitch Sprocket for C2050/A2050 Chain — 1 1/4" Pitch

Dimensions are in inches unless otherwise indicated.

Basic Sprocket Dimensions				Single — Type B						Single — Type A		
No. Teeth	Outside Diameter	Pitch Diameter	Caliper Diameter	Catalog Number	Plain Bore	†Max. Bore	Hub Dia.	LTB	Wt. Lbs.	Catalog Number	Plain Bore	Wt. Lbs.
11	2.500	2.315	1.912	2050B11	5/8	13/16	1 3/4 ▲	1	.62			
12	2.710	2.500	2.100	2050B12	5/8	1	1 7/8 ▲	1	.80			
13	2.900	2.690	2.270	2050B13	5/8	1 7/32	1 15/16 ▲	1	.82			
14	3.110	2.881	2.481	2050B14	5/8	1 9/32	2 ▲	1	1.00			
15	3.310	3.073	2.656	2050B15	5/8	1 7/16	2 1/8	1	1.22			
16	3.520	3.266	2.866	2050B16	5/8	1 19/32	2 5/16	1	1.44			
17	3.710	3.460	3.046	2050B17	5/8	1 3/4	2 9/16	1	1.68			
18	3.920	3.655	3.255	2050B18	5/8	1 25/32	2 3/4	1	1.94			
19	4.120	3.850	3.436	2050B19	5/8	1 31/32	2 7/8	1	2.24			
20	4.320	4.045	3.645	2050B20	5/8	2	3	1	2.30			
21	4.520	4.241	3.829	2050B21	3/4	2	3	1 1/4	2.40	2050A21	3/4	1.20
22	4.720	4.437	4.037	2050B22	3/4	2	3	1 1/4	2.54	2050A22	3/4	1.30
23	4.920	4.633	4.222	2050B23	3/4	2	3	1 1/4	2.66	2050A23	3/4	1.40
24	5.120	4.830	4.430	2050B24	3/4	2	3	1 1/4	3.30	2050A24	3/4	1.60
25	5.320	5.026	4.616	2050B25	3/4	2	3	1 1/4	3.42	2050A25	3/4	1.70
26	5.520	5.223	4.823	2050B26	3/4	2	3	1 1/4	3.62	2050A26	3/4	1.80
28	5.920	5.617	5.217	2050B28	3/4	2	3	1 1/4	3.78	2050A28	3/4	2.10
30	6.320	6.012	5.612	2050B30	3/4	2	3	1 1/4	4.58	2050A30	3/4	2.50

▲ Has recessed groove in hub for chain clearance

Conveyor Series — Large Roller Double Pitch Sprocket for C2052 Chain — 1 1/4" Pitch

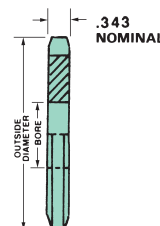
Dimensions are in inches unless otherwise indicated.

Basic Sprocket Dimensions				Single — Type B						Single — Type A		
No. Teeth	Outside Diameter	Pitch Diameter	Caliper Diameter	Catalog Number	Plain Bore	†Max. Bore	Hub Dia.	LTB	Wt. Lbs.	Catalog Number	Plain Bore	Wt. Lbs.
8	3.770	3.266	2.516	2052B8	5/8	1 19/32	2 23/64	1	1.38			
9	4.180	3.655	2.850	2052B9	5/8	1 25/32	2 15/32	1	1.92			
10	4.600	4.045	3.295	2052B10	5/8	2	3	1	2.30			
11	5.010	4.437	3.642	2052B11	5/8	2	3	1	2.54			
12	5.420	4.830	4.080	2052B12	3/4	2	3	1 1/4	3.20	2052A12	3/4	1.60
13	5.820	5.223	4.435	2052B13	3/4	2	3	1 1/4	3.48	2052A13	3/4	1.80
14	6.230	5.617	4.867	2052B14	3/4	2	3	1 1/4	3.88	2052A14	3/4	2.30
15	6.630	6.012	5.229	2052B15	3/4	2 1/4	3 1/4	1 1/4	4.46	2052A15	3/4	2.40
16	7.030	6.407	5.657	2052B16	3/4	2 1/4	3 1/4	1 1/4	4.80	2052A16	3/4	2.80
17	7.440	6.803	6.024	2052B17	3/4	2 1/4	3 1/4	1 1/4	5.34	2052A17	3/4	3.30
18	7.840	7.198	6.448	2052B18	3/4	2 1/4	3 1/4	1 1/4	5.64	2052A18	3/4	3.60
19	8.240	7.595	6.819	2052B19	3/4	2 1/4	3 1/4	1 1/4	6.04	2052A19	3/4	4.10
20	8.640	7.991	7.241	2052B20	3/4	2 1/4	3 1/4	1 1/4	6.48	2052A20	3/4	4.70
21	9.040	8.387	7.614	2052B21	3/4	2 1/4	3 1/4	1 1/4	7.00	2052A21	3/4	5.00
22	9.440	8.783	8.033	2052B22	3/4	2 1/4	3 1/4	1 1/4	7.30	2052A22	3/4	5.20
23	9.840	9.180	8.409	2052B23	1	2 3/4	3 3/4	1 1/4	8.66	2052A23	1	5.70
24	10.250	9.577	8.827	2052B24	1	2 3/4	3 3/4	1 1/4	9.32	2052A24	1	6.70
25	10.650	9.973	9.204	2052B25	1	2 3/4	3 3/4	1 1/4	10.30	2052A25	1	7.50
26	11.050	10.370	9.620	2052B26	1	2 3/4	3 3/4	1 1/4	11.00	2052A26	1	8.20
28	11.840	11.164	10.414	2052B28	1	2 3/4	3 3/4	1 1/4	11.70	2052A28	1	8.70
30	12.640	11.958	11.208	2052B30	1	2 3/4	3 3/4	1 1/4	12.90	2052A30	1	9.80

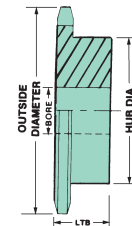
SEE CURRENT DISCOUNT SHEET FOR ALTERATION CHARGES

† Dimensions shown allow for standard keyway with set screw at 90°

CHAIN TECHNICAL DATA			
Size	A2050	C2050	C2052
Pitch	1 1/4"	1 1/4"	1 1/4"
Inside Width	3/8"	3/8"	3/8"
Roller Diameter	.400"	.400"	.750"



TYPE A



TYPE B

U.S. TSUBAKI STOCK SPROCKETS

Double Pitch Sprockets

Conveyor or Drive Series — Standard Roller Double Pitch Sprocket
for C2060/A2060 Chain — 1½" Pitch

Dimensions are in inches unless otherwise indicated.

Basic Sprocket Dimensions				Single — Type B					Single — Type A			
No. Teeth	Outside Diameter	Pitch Diameter	Caliper Diameter	Catalog Number	Plain Bore	†Max. Bore	Hub Dia.	LTB	Wt. Lbs.	Catalog Number	Plain Bore	Wt. Lbs.
11	3.000	2.773	2.276	2060B11	¾	1	2¼	1¼	1.14			
12	3.250	3.000	2.531	2060B12	¾	1⅝	2¼	1¼	1.46			
13	3.480	3.228	2.735	2060B13	¾	1⅞	2⅝	1¼	1.52			
14	3.740	3.457	2.988	2060B14	¾	1⅝	2½	1¼	1.86			
15	3.960	3.688	3.199	2060B15	¾	1¾	2½	1¼	2.24			
16	4.220	3.920	3.451	2060B16	¾	1⅞	2¾	1¼	2.64			
17	4.450	4.152	3.666	2060B17	¾	2⅜	3⅜	1¼	3.08			
18	4.700	4.386	3.917	2060B18	¾	2¼	3¼	1¼	3.56			
19	4.940	4.620	4.135	2060B19	¾	2¼	3¼	1½	3.94	2060A19	¾	2.10
20	5.190	4.854	4.385	2060B20	¾	2¼	3¼	1½	4.50	2060A20	¾	2.40
21	5.420	5.089	4.606	2060B21	¾	2¼	3¼	1½	5.02	2060A21	¾	2.50
22	5.670	5.324	4.855	2060B22	¾	2¼	3¼	1½	5.26	2060A22	¾	2.70
23	5.900	5.560	5.077	2060B23	¾	2¼	3¼	1½	5.54	2060A23	¾	3.00
24	6.150	5.796	5.327	2060B24	¾	2¼	3¼	1½	5.90	2060A24	¾	3.20
25	6.380	6.032	5.551	2060B25	¾	2¼	3¼	1½	6.08	2060A25	¾	3.30
26	6.630	6.268	5.799	2060B26	¾	2¼	3¼	1½	6.36	2060A26	¾	3.50
28	7.110	6.741	6.272	2060B28	¾	2¼	3¼	1½	7.02	2060A28	¾	4.00
30	7.590	7.215	6.746	2060B30	¾	2¼	3¼	1½	7.54	2060A30	¾	4.70

▲ Has recessed groove in hub for chain clearance

Conveyor Series — Large Roller Double Pitch Sprocket for C2062 Chain — 1½" Pitch

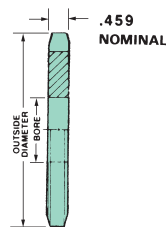
Dimensions are in inches unless otherwise indicated.

Basic Sprocket Dimensions				Single — Type B					Single — Type A			
No. Teeth	Outside Diameter	Pitch Diameter	Caliper Diameter	Catalog Number	Plain Bore	†Max. Bore	Hub Dia.	LTB	Wt. Lbs.	Catalog Number	Plain Bore	Wt. Lbs.
8	4.520	3.920	3.045	2062B8	¾	1⅞	2⅞	1¼	2.60			
9	5.020	4.386	3.444	2062B9	¾	2⅞	3⅞	1¼	3.48			
10	5.520	4.584	3.979	2062B10	¾	2⅞	3⅞	1¼	4.54			
11	6.010	5.324	4.395	2062B11	¾	2¾	4	1¼	5.20			
12	6.500	5.796	4.921	2062B12	¾	2¾	4	1½	5.70	2062A12	¾	3.00
13	6.990	6.268	5.347	2062B13	¾	2¾	4	1½	6.28	2062A13	¾	3.60
14	7.470	6.741	5.866	2062B14	¾	2¾	4	1½	6.82	2062A14	¾	4.00
15	7.960	7.215	6.300	2062B15	¾	2¾	4	1½	7.48	2062A15	¾	4.70
16	8.440	7.689	6.814	2062B16	¾	2¾	4	1½	8.18	2062A16	¾	5.70
17	8.920	8.163	7.253	2062B17	¾	2¾	4	1½	8.82	2062A17	¾	6.10
18	9.410	8.638	7.763	2062B18	¾	2¾	4	1½	9.36	2062A18	¾	7.00
19	9.890	9.113	8.207	2062B19	1	2¾	4¼	1½	11.10	2062A19	1	8.00
20	10.370	9.589	8.714	2062B20	1	2¾	4¼	1½	11.66	2062A20	1	8.50
21	10.850	10.064	9.161	2062B21	1	2¾	4¼	1½	13.24	2062A21	1	8.90
22	11.330	10.540	9.665	2062B22	1	2¾	4¼	1½	13.78	2062A22	1	10.70
23	11.810	11.016	10.115	2062B23	1	2¾	4¼	1½	14.90	2062A23	1	11.60
24	12.290	11.492	10.617	2062B24	1	2¾	4¼	1½	15.66	2062A24	1	12.60
25	12.770	11.968	11.070	2062B25	1	2¾	4¼	1½	16.80	2062A25	1	13.80
26	13.250	12.444	11.569	2062B26	1	2¾	4¼	1½	20.20	2062A26	1	15.00
28	14.210	13.397	12.522	2062B28	1	2¾	4¼	1½	21.86	2062A28	1	17.30
30	15.170	14.350	13.475	2062B30	1	2¾	4¼	1½	26.00	2062A30	1	19.50

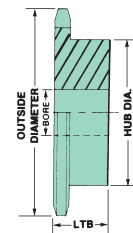
SEE CURRENT DISCOUNT SHEET FOR ALTERATION CHARGES

† Dimensions shown allow for standard keyway with set screw at 90°

CHAIN TECHNICAL DATA			
Size	A2060	C2060	C2062
Pitch	1½"	1½"	1½"
Inside Width	½"	½"	½"
Roller Diameter	.469"	.469"	.875"



TYPE A



TYPE B

Double Pitch Sprockets

Conveyor or Drive Series — Standard Roller Double Pitch Sprocket for C2080/A2080 Chain — 2" Pitch

Dimensions are in inches unless otherwise indicated.

Basic Sprocket Dimensions				Single — Type B						Single — Type A		
No. Teeth	Outside Diameter	Pitch Diameter	Caliper Diameter	Catalog Number	Plain Bore	†Max. Bore	Hub Dia.	LTB	Wt. Lbs.	Catalog Number	Plain Bore	Wt. Lbs.
11	4.010	3.694	3.074	2080B11	1	1½	2 ¹³ / ₁₆ ▲	1¾	2.50			
12	4.330	4.000	3.375	2080B12	1	1¾	3▲	1¾	3.20			
13	4.640	4.304	3.647	2080B13	1	1⅞	3 ¹ / ₁₆ ▲	1¾	3.30			
14	4.980	4.610	3.985	2080B14	1	2⅛	3⅜▲	1¾	4.00			
15	5.290	4.917	4.265	2080B15	1	2⅜	3 ⁷ / ₁₆	1⅞	4.80			
16	5.630	5.226	4.601	2080B16	1	2¼	3¼	1⅞	5.70	2080A16	1	3.10
17	5.940	5.536	4.888	2080B17	1	2¼	3¼	1⅞	6.40	2080A17	1	3.50
18	6.270	5.848	5.223	2080B18	1	2¼	3¼	1⅞	7.40	2080A18	1	4.00
19	6.580	6.160	5.513	2080B19	1	2¾	4	1⅞	7.70	2080A19	1	4.40
20	6.910	6.472	5.845	2080B20	1	2¾	4	1⅞	8.30	2080A20	1	4.40
21	7.230	6.785	6.141	2080B21	1	2¾	4	1⅞	9.40	2080A21	1	5.00
22	7.560	7.099	6.474	2080B22	1	2¾	4	1⅞	10.00	2080A22	1	5.60
23	7.870	7.413	6.770	2080B23	1	2¾	4	1⅞	10.50	2080A23	1	6.20
24	8.200	7.727	7.102	2080B24	1	2¾	4	1⅞	11.10	2080A24	1	6.60
25	8.510	8.042	7.401	2080B25	1	2¾	4	1⅞	12.00	2080A25	1	7.00
26	8.840	8.357	7.732	2080B26	1⅞	3¼	4¾	1⅞	14.80	2080A26	1⅞	7.90
28	9.480	8.988	8.363	2080B28	1⅞	3¼	4¾	1⅞	16.60	2080A28	1⅞	9.00
30	10.110	9.620	8.995	2080B30	1⅞	3¼	4¾	1⅞	17.80	2080A30	1⅞	10.60

▲ Has recessed groove in hub for chain clearance

Conveyor Series — Large Roller Double Pitch Sprocket for C2082 Chain — 2" Pitch

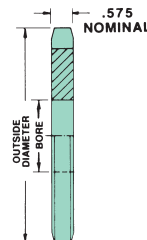
Dimensions are in inches unless otherwise indicated.

Basic Sprocket Dimensions				Single — Type B						Single — Type A		
No. Teeth	Outside Diameter	Pitch Diameter	Caliper Diameter	Catalog Number	Plain Bore	†Max. Bore	Hub Dia.	LTB	Wt. Lbs.	Catalog Number	Plain Bore	Wt. Lbs.
8	6.030	5.226	4.101	2082B8	1	2 ¹⁷ / ₃₂	3 ⁵ / ₆₄	1¾	6.40			
9	6.700	5.848	4.634	2082B9	1	2¾	4¼	1¾	8.20			
10	7.360	6.472	5.347	2082B10	1	2¾	4¼	1¾	9.20			
11	8.010	7.099	5.902	2082B11	1	2¾	4¼	1¾	10.10	2082A11	1	5.70
12	8.660	7.727	6.602	2082B12	1	2¾	4¼	1¾	11.20	2082A12	1	6.80
13	9.320	8.357	7.171	2082B13	1⅞	3¼	4¾	1⅞	15.00	2082A13	1⅞	7.70
14	9.960	8.988	7.863	2082B14	1⅞	3¼	4¾	1⅞	15.80	2082A14	1⅞	9.10
15	10.610	9.620	8.442	2082B15	1⅞	3¼	4¾	1⅞	17.80	2082A15	1⅞	10.70
16	11.260	10.252	9.127	2082B16	1⅞	3¼	4¾	1⅞	19.30	2082A16	1⅞	12.40
17	11.900	10.885	9.713	2082B17	1⅞	3¼	4¾	1⅞	21.40	2082A17	1⅞	14.10
18	12.540	11.518	10.393	2082B18	1⅞	3¼	4¾	1⅞	22.90	2082A18	1⅞	15.40
19	13.190	12.151	10.985	2082B19	1⅞	3¼	4¾	1⅞	24.40	2082A19	1⅞	18.00
20	13.830	12.785	11.660	2082B20	1⅞	3¼	4¾	1⅞	26.70	2082A20	1⅞	19.20
21	14.470	13.419	12.256	2082B21	1⅞	3¼	4¾	1⅞	28.40	2082A21	1⅞	20.80
22	15.110	14.053	12.928	2082B22	1⅞	3¼	4¾	1⅞	39.60	2082A22	1⅞	23.70
23	15.750	14.688	13.528	2082B23	1⅞	3¼	4¾	1⅞	32.20	2082A23	1⅞	24.90
24	16.390	15.323	14.198	2082B24	1⅞	3¼	4¾	1⅞	34.90	2082A24	1⅞	27.60
25	17.030	15.958	14.801	2082B25	1⅞	3¼	4¾	1⅞	37.80	2082A25	1⅞	30.20
26	17.670	16.593	15.468	2082B26	1⅞	3½	5¼	2	41.50	2082A26	1⅞	32.80
28	18.950	17.863	16.738	2082B28	1⅞	3½	5¼	2	47.70	2082A28	1⅞	38.60
30	20.230	19.134	18.009	2082B30	1⅞	3½	5¼	2	54.50	2082A30	1⅞	43.80

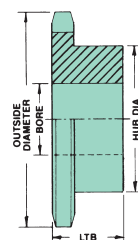
SEE CURRENT DISCOUNT SHEET FOR ALTERATION CHARGES

† Dimensions shown allow for standard keyway with set screw at 90°

CHAIN TECHNICAL DATA			
Size	A2080	C2080	C2082
Pitch	2"	2"	2"
Inside Width	5/8"	5/8"	5/8"
Roller Diameter	.625"	.625"	1.125"



TYPE A



TYPE B