

U.S. TSUBAKI STOCK SPROCKETS

No. 25 ¹/₄" Pitch — Plain Bore

Dimensions are in inches unless otherwise indicated.

Sprocket Diameters				Type A			Type B						
No. Teeth	Outside Diameter	Pitch Diameter	Caliper Diameter	1/4" Pitch	Catalog Number	Plain Bore	Wt. Lbs.	Catalog Number	Plain Bore	†Max. Bore	Hub Dia.	LTB	Wt. Lbs.
9	.837	.731	.590					25B9	1/4	1/4	7/16	1/2	.03
10	.919	.809	.679					25B10	1/4	1/4	1/2	1/2	.04
11	1.001	.887	.748					25B11	1/4	5/16	9/16	1/2	.05
12	1.083	.966	.836					25B12	1/4	3/8	5/8	1/2	.06
13	1.164	1.045	.907					25B13	1/4	7/16	23/32	1/2	.07
14	1.245	1.123	.994					25B14	1/4	9/16	13/16	1/2	.08
15	1.326	1.203	1.066					25B15	1/4	9/16	7/8	1/2	.1
16	1.407	1.282	1.152					25B16	1/4	5/8	31/32	1/2	.12
17	1.487	1.361	1.225					25B17	1/4	21/32	1 1/32	1/2	.14
18	1.568	1.440	1.310		25A18	1/4	.04	25B18	1/4	3/4	1 1/8	1/2	.16
19	1.648	1.519	1.384		25A19	1/4	.04	25B19	1/4	13/16	1 1/32	1/2	.19
20	1.728	1.598	1.468		25A20	1/4	.04	25B20	1/4	7/8	1 9/32	5/8	.25
21	1.809	1.677	1.543		25A21	1/4	.04	25B21	1/4	7/8	1 3/8	5/8	.28
22	1.889	1.757	1.627		25A22	1/4	.06	25B22	1/4	15/16	1 7/16	5/8	.31
23	1.969	1.836	1.702		25A23	1/4	.06	25B23	1/4	1	1 1/2	5/8	.32
24	2.049	1.915	1.785		25A24	3/8	.08	25B24	3/8	1	1 1/2	5/8	.33
25	2.129	1.995	1.861		25A25	3/8	.08	25B25	3/8	1	1 1/2	5/8	.34
26	2.209	2.074	1.944		25A26	3/8	.09	25B26	3/8	1	1 1/2	5/8	.35
28	2.369	2.233	2.103		25A28	3/8	.10	25B28	3/8	1	1 1/2	5/8	.37
30	2.529	2.392	2.262		25A30	3/8	.12	25B30	3/8	1	1 1/2	5/8	.39
32	2.688	2.551	2.421		25A32	3/8	.14	25B32	3/8	1	1 1/2	5/8	.41
35	2.928	2.789	2.656		25A35	3/8	.16	25B35	3/8	1	1 1/2	5/8	.46
36	3.008	2.868	2.738		25A36	3/8	.18	25B36	3/8	1	1 1/2	3/4	.49
40	3.327	3.186	3.056		25A40	3/8	.20	25B40	3/8	1 1/4	2	3/4	.52
45	3.725	3.584	3.452		25A45	1/2	.25	25B45	1/2	1 1/4	2	3/4	.55
48	3.964	3.822	3.692		25A48	1/2	.32	25B48	1/2	1 1/4	2	3/4	.57
54	4.442	4.300	4.170		25A54	1/2	.38	25B54	1/2	1 1/4	2	3/4	.98
60	4.920	4.777	4.647		25A60	1/2	.54	25B60	1/2	1 1/4	2	3/4	1.10
72	5.876	5.731	5.601		25A72	1/2	.74	25B72	1/2	1 1/4	2	3/4	1.30

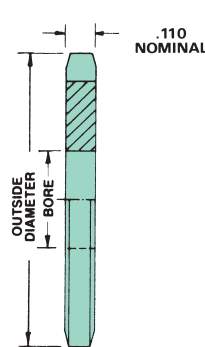
SEE CURRENT DISCOUNT SHEET FOR ALTERATION CHARGES

† Dimensions shown allow for standard keyway with set screw at 90°

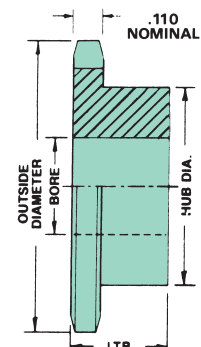
C - SPROCKETS

CHAIN TECHNICAL DATA

Size	25
Pitch	1/4"
Inside Width	1/8"
Roller Diameter	.130"



TYPE A

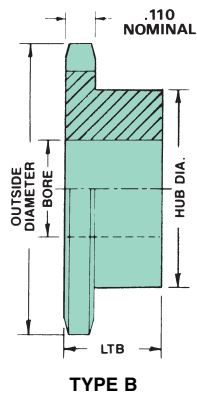


TYPE B

No. 25 ¹/₄" Pitch — Stainless

Dimensions are in inches unless otherwise indicated.

Single — Type B — Stainless Steel							
No. Teeth	Outside Diameter	Catalog Number	Plain Bore	Max. Bore	Hub Dia.	LTB	Wt. Lbs.
9	.837	25B9SS	1/4	1/4	7/16	1/2	.03
10	.919	25B10SS	1/4	1/4	1/2	1/2	.04
11	1.001	25B11SS	1/4	5/16	9/16	1/2	.05
12	1.083	25B12SS	1/4	3/8	5/8	1/2	.06
13	1.164	25B13SS	1/4	7/16	23/32	1/2	.07
14	1.245	25B14SS	1/4	9/16	13/16	1/2	.08
15	1.326	25B15SS	1/4	9/16	7/8	1/2	.10
16	1.407	25B16SS	1/4	5/8	31/32	1/2	.12
17	1.487	25B17SS	1/4	21/32	11/32	1/2	.14
18	1.568	25B18SS	1/4	3/4	11/8	1/2	.16
19	1.648	25B19SS	1/4	13/16	17/32	1/2	.19
20	1.728	25B20SS	1/4	7/8	19/32	5/8	.25
21	1.809	25B21SS	1/4	7/8	13/8	5/8	.28
22	1.889	25B22SS	1/4	15/16	17/16	5/8	.31
23	1.969	25B23SS	1/4	1	11/2	5/8	.32
24	2.049	25B24SS	3/8	1	11/2	5/8	.33
25	2.129	25B25SS	3/8	1	11/2	5/8	.34
26	2.209	25B26SS	3/8	1	11/2	5/8	.35
28	2.369	25B28SS	3/8	1	11/2	5/8	.37
30	2.529	25B30SS	3/8	1	11/2	5/8	.39
36	3.008	25B36SS	3/8	1	11/2	3/4	.49
40	3.327	25B40SS	3/8	1 1/4	2	3/4	.52
45	3.725	25B45SS	1/2	1 1/4	2	3/4	.55
60	4.920	25B60SS	1/2	1 1/4	2	3/4	1.10



CHAIN TECHNICAL DATA

Size	25
Pitch	1/4"
Inside Width	1/8"
Roller Diameter	.130"