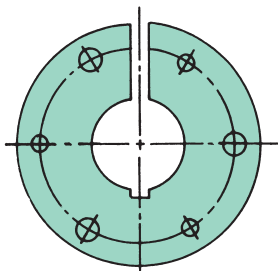


QD[®] Bushings

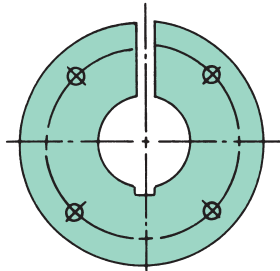
Dimensions are in inches unless otherwise indicated.

QD [®] Bushing	Bore Range						No Keyway
	Standard Keyway			Shallow Keyway			
JA	1/2	—	1	1 1/16	—	1 3/16	1 1/4
SH	1/2	—	1 3/8	1 7/16	—	1 5/8	1 11/16
SDS	1/2	—	1 11/16	1 3/4	—	1 15/16	2
SD	1/2	—	1 11/16	1 3/4	—	1 15/16	2
SK	1/2	—	2 1/8	2 3/16	—	2 1/2	2 9/16 — 2 5/8
SF	1/2	—	2 9/16	2 3/8	—	2 13/16	2 13/16 — 2 15/16
E	7/8	—	2 7/8	2 15/16	—	3 1/2	—
F	1	—	3 1/4	3 5/16	—	3 15/16	4
J	1 1/2	—	3 7/8	3 15/16	—	4 1/2	—
M	2	—	4 3/4	4 7/8	—	5 1/2	—
N	2 7/16	—	5	5 1/8	—	5 7/8	—

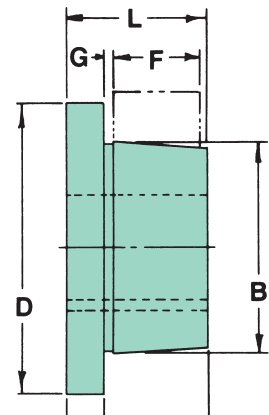
QD[®] is a registered trademark of and is used under license from Emerson Power Transmission Manufacturing, L.P.



■ Bushings JA to J



■ Bushings M to N

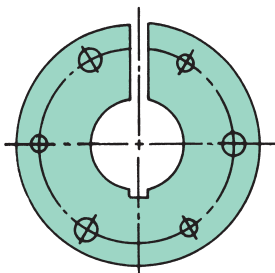


U.S. TSUBAKI STOCK SPROCKETS

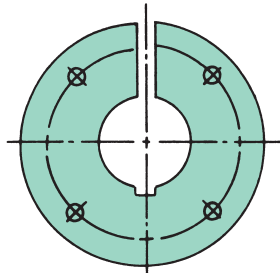
QD® Bushings

Dimensions are in inches unless otherwise indicated.

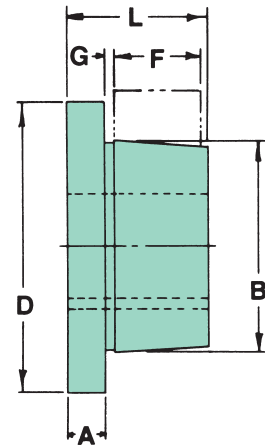
QD® Bushings									
Bushing	A	B	D	F	G	L	Bolt Circle*	Cap Screws Required	Wt. Lbs.
JA	5/16	1 3/8	2	9/16	1/8	1	1 21/32	(3) #10 x 1	.80
SH	7/16	1 7/8	2 5/8	3/4	1/8	1 5/16	2 1/4	(3) 1/4 x 1 3/8	.70
SDS	7/16	2 3/16	3 3/16	3/4	1/8	1 5/16	2 11/16	(3) 1/4 x 1 3/8	1.00
SD	7/16	2 3/16	3 3/16	1 1/4	1/8	1 13/16	2 11/16	(3) 1/4 x 1 7/8	1.20
SK	9/16	2 13/16	3 7/8	1 1/4	7/32	1 15/16	3 5/16	(3) 5/16 x 2	2.10
SF	5/8	3 1/8	4 5/8	1 1/4	7/32	2 1/16	3 7/8	(3) 3/8 x 2	3.10
E	7/8	3 53/64	6	1 5/8	1/4	2 3/4	5	(3) 1/2 x 2 3/4	7.10
F	1	4 7/16	6 5/8	2 1/2	11/32	3 3/4	5 5/8	(3) 9/16 x 3 5/8	8.70
J	1 1/8	5 9/64	7 1/4	3 3/16	3/8	4 5/8	6 1/4	(3) 5/8 x 4 1/2	16.80
M	1 1/4	6 1/2	9	5 3/16	13/32	6 3/4	7 7/8	(4) 3/4 x 6 3/4	56.00
N	1 1/2	7	10	6 1/4	9/16	8 1/8	8 1/2	(4) 7/8 x 8	68.00



■ Bushings JA to J



■ Bushings M to N



Bushing	Bore Range																							
	1	1 1/16	1 1/8	1 3/16	1 1/4	1 5/16	1 3/8	1 7/16	1 1/2	1 9/16	1 5/8	1 11/16	1 3/4	1 13/16	1 7/8	1 15/16	2	2 1/16	2 1/8	2 3/16	2 1/4	2 5/16	2 3/8	
F	X	X	X	X	X	X	X	X	X	X	X	X	X	X	X	X	X	X	X	X	X	X	X	X
J									X	X	X	X	X	X	X	X	X	X	X	X	X	X	X	X
M																		X	X	X	X	X	X	X
N																								

Bushing	Bore Range																							
	2 7/16	2 1/2	2 5/16	2 5/8	2 11/16	2 3/4	2 13/16	2 7/8	2 15/16	3	3 1/16	3 1/8	3 3/16	3 1/4	3 5/16	3 3/8	3 7/16	3 1/2	3 9/16	3 5/8	3 11/16	3 3/4	3 13/16	
F	X	X	X	X	X	X	X	X	X	X	X	X	X	X	X	X	X	X	X	X	X	X	X	X
J	X	X	X	X	X	X	X	X	X	X	X	X	X	X	X	X	X	X	X	X	X	X	X	X
M	X	X	*	X	*	X	*	X	X	X	*	X	*	X	X	X	X	X	*	X	X	X	*	X
N	X	*	*	*	*	*	*	*	*	*	*	*	*	*	*	*	X	*	*	*	*	*	X	*

Bushing	Bore Range																								
	3 7/8	3 15/16	4	4 1/16	4 1/8	4 3/16	4 1/4	4 5/16	4 3/8	4 7/16	4 1/2	4 9/16	4 5/8	4 11/16	4 3/4	4 13/16	4 7/8	4 15/16	5	5 1/8	5 1/4	5 7/16	5 1/2	5 5/8	5 11/16
F	X	X	X																						
J	X	X	X	X	X	X	X	X	X	X	X														
M	X	X	X	X	*	X	X	*	X	X	X	*	*	X	X		X	X	X	*	X	X	X		
N	X	X	X	X	*	*	X	X	*	X	X	*	*	*	X	X	X	X	X	X	X	*	X	X	

* Available upon request

QD® is a registered trademark of and is used under license from Emerson Power Transmission Manufacturing, L.P.