



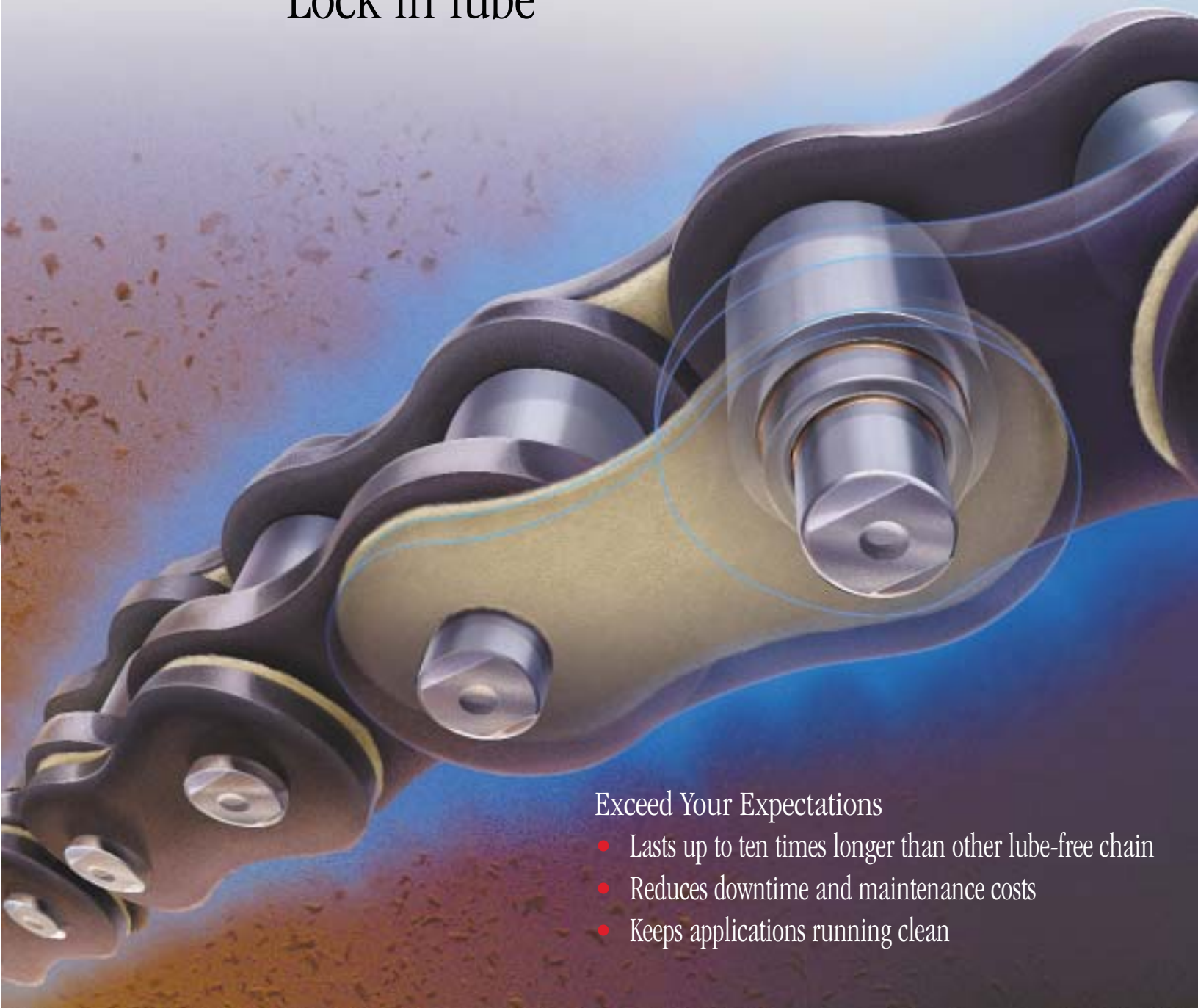
**U.S. Tsubaki, Inc.**

Roller Chain Division

# Xceeder™ Chain

**A Revolutionary Innovation in Lube-free Chain**

Lock out dirt  
Lock in lube



Exceed Your Expectations


- Lasts up to ten times longer than other lube-free chain
- Reduces downtime and maintenance costs
- Keeps applications running clean

# Xceeder™ Chain from U.S.

We've exceeded the standards for lube-free chain performance!

- Longer wear life
- Lower maintenance costs
- Increased productivity

In addition to introducing number-one LAMBDA® Chain to the market, U.S. Tsubaki has developed innovative technology that sets the bar even higher for lube-free chain performance. Revolutionary Xceeder Chain saves you time and money.



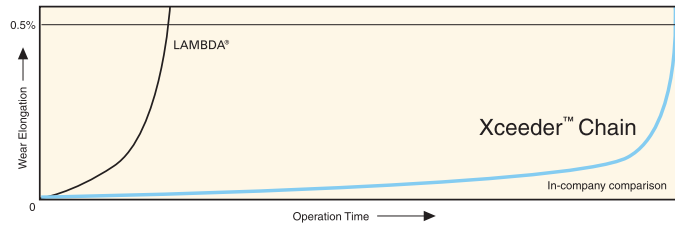
From the company that brought you industry-leading LAMBDA® Chain

## Dual Protection for Ultra-long Wear Life

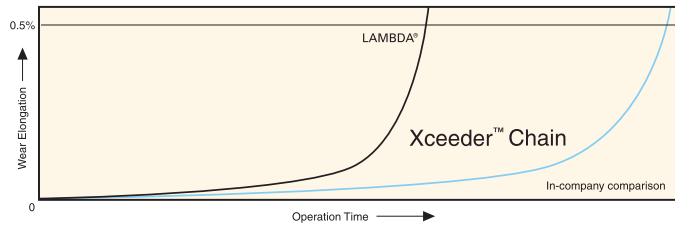
Xceeder Chain lasts up to ten times longer than other lube-free chain

Xceeder Chain is a quantum leap for power transmission technology. We start with a special coated pin and oil-impregnated sintered bushing for long-term internal lubrication. Then we extend the protection with special, patented high-density felt seals that lock in lube while keeping dirt and abrasives out. The result? Xceeder Chain lasts up to ten times longer than other lube-free chain.

Normal Temperature Range (+14°F ~ +140°F)



Middle Temperature Range (+302°F)



Exceed your

# U.S. Tsubaki

## New Xceeder Chain for Your Operation

When your operation requires “clean,” when machines and conveyed materials must be free from contact with oil, or when lubrication is difficult, Xceeder Chain can extend the life of YOUR operation.

- Outstanding performance in temperatures up to 302°F
- Available in drive and conveyor chain sizes 40 to 100 to meet more application needs
- Available in single and extended pitch attachments

## Get Up and Running Right Away

Maximize the efficiency of your existing system without costly design changes.

Xceeder Chain is interchangeable with ANSI standard chain and works with standard sprockets, so there's no special setup or costly system reconfiguration required. You get the same maximum allowable loads as U.S. Tsubaki's ANSI standard chain. And Xceeder Chain actually exceeds ANSI minimum tensile strength requirements.



# Exceeding Expectations

Xceeder™ Chain from U.S. Tsubaki

# Xceeder™ Single-Pitch Attachment Chain

## Selection Guidelines

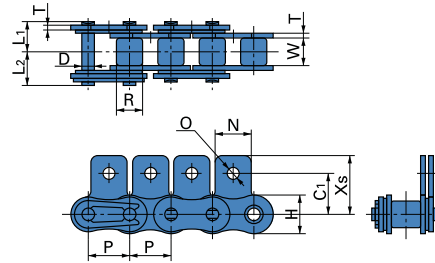

Operating Temperatures: 14°F ~ 302°F °

Connecting Links:

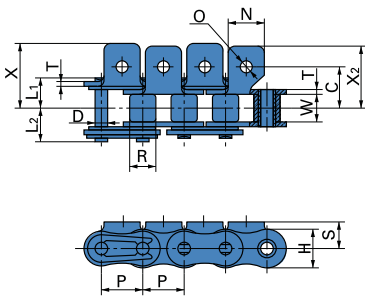
RS40CX – RS60CX are clip style

RS80CX – RS100CX are cottered style

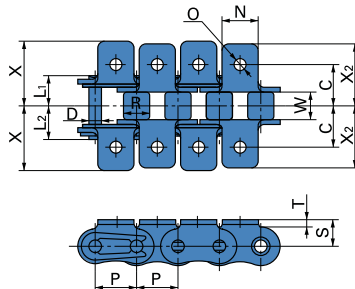
Use standard sprockets.



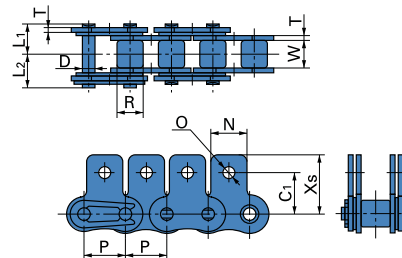
SA-1 Attachment



A-1 Attachment



K-1 Attachment



SK-1 Attachment

## Single-Pitch Xceeder Chain Specifications

units (in.)

Chain No.	Pitch P	Width Between Roller Link Plates W	Roller Diameter R	Pin			Link Plate		Xceeder Average Tensile Strength (lbs.)	Xceeder Maximum Allowable Tension (lbs.)	Approx. Weight (lbs./ft.)
				D	L <sub>1</sub>	L <sub>2</sub>	T	H			
RS40CX	0.500	0.297	0.312	0.156	0.350	0.417	0.060	0.472	3,527	595	0.430
RS50CX	0.625	0.365	0.400	0.200	0.433	0.500	0.080	0.591	5,732	970	0.699
RS60CX	0.750	0.483	0.469	0.234	0.539	0.614	0.094	0.713	8,377	1,410	1.028
RS80CX	1.000	0.609	0.625	0.312	0.673	0.791	0.125	0.949	14,330	2,400	1.808
RS100CX	1.250	0.736	0.750	0.375	0.811	0.929	0.156	1.185	22,487	3,840	2.701

Chain No.	C	C <sub>1</sub>	N	O	S	X	X <sub>2</sub>	X <sub>s</sub>	Additional Weight per Attachment (lbs.)	
									A & SA Att.	K & SK Att.
RS40CX	0.500	0.500	0.375	0.141	0.315	0.724	0.701	0.685	0.004	0.009
RS50CX	0.626	0.626	0.500	0.205	0.406	0.949	0.921	0.907	0.007	0.013
RS60CX	0.750	0.720	0.625	0.205	0.469	1.144	1.110	1.057	0.015	0.031
RS80CX	1.000	0.969	0.750	0.268	0.625	1.476	1.441	1.396	0.029	0.057
RS100CX	1.250	1.252	1.000	0.342	0.780	1.795	1.768	1.732	0.057	0.115

### Notes

1. Due to the felt seals, Xceeder Chain pin length is slightly longer than standard Attachment Chain from U.S. Tsubaki.
2. The X dimension is longer on Xceeder Chain attachments than on standard Attachment Chain from U.S. Tsubaki. Please check dimensions to ensure that pin-head and bent attachment length will not interfere with the application.

# Xceeder™ Extended-Pitch Attachment Chain

## Selection Guidelines

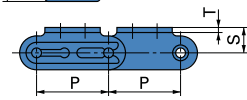
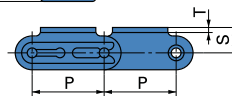
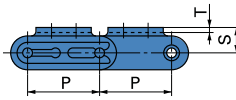
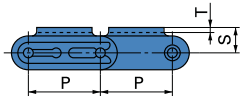
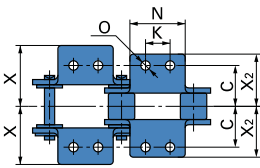
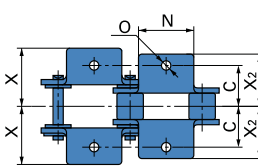
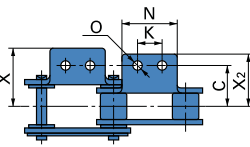
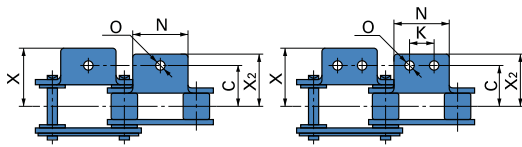
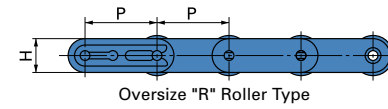
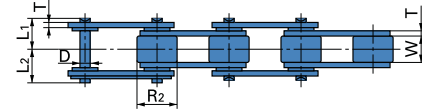
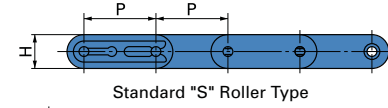
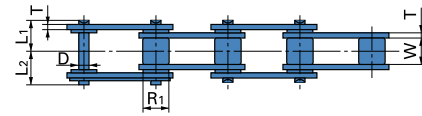
Operating Temperatures: 14°F ~ 302°F °

Connecting Links:

RF2040CX– RF2060CX are clip style

RF2080CX– RF2100CX are cottered style

Consult U.S. Tsubaki to locate compatible sprockets for your chain.

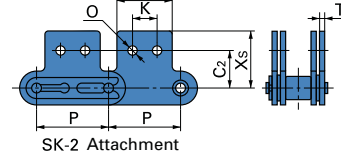
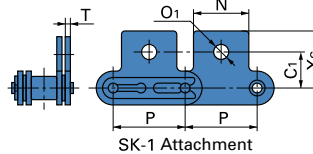
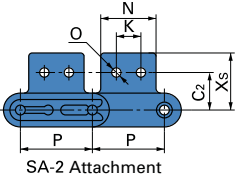
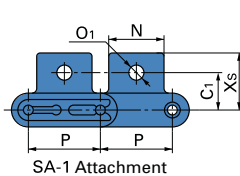


A-1 Attachment

A-2 Attachment

K-1 Attachment

K-2 Attachment



SA-1 Attachment

SA-2 Attachment

SK-1 Attachment

SK-2 Attachment

### Extended-Pitch Xceeder Chain Specifications

units (in.)

Chain No.	Pitch P	Width Between Roller Link Plates W	Roller Diameter		Pin			Link Plate		Xceeder Average Tensile Strength (lbs.)	Xceeder Maximum Allowable Tension (lbs.)
			R	R <sub>2</sub>	D	L <sub>1</sub>	L <sub>2</sub>	T	H		
RF2040CX	1.000	0.313	0.312	0.625	0.156	0.350	0.417	0.060	0.472	3,527	595
RF2050CX	1.250	0.375	0.400	0.750	0.200	0.433	0.500	0.080	0.591	5,732	970
RF2060CX	1.500	0.500	0.469	0.875	0.234	0.600	0.675	0.125	0.677	8,377	1,410
RF2080CX	2.000	0.625	0.625	1.125	0.312	0.754	0.856	0.156	0.906	14,330	2,400
RF2100CX	2.500	0.750	0.750	1.563	0.375	0.890	0.996	0.187	1.126	22,487	3,840




Chain No.	C	C <sub>1</sub>	C <sub>2</sub>	K	N	O	O <sub>1</sub>	S	X	X <sub>2</sub>	X <sub>s</sub>	Approx. Weight (lbs./ft.)		Additional Weight per Attachment (lbs.)	
												Small Roller	Large Roller	A & SA Att.	K & SK Att.
RF2040CX	0.500	0.437	0.535	0.374	0.752	0.142	0.205	0.358	0.783	0.693	0.780	0.34	0.58	0.007	0.013
RF2050CX	0.626	0.563	0.626	0.469	0.937	0.205	0.268	0.437	0.978	0.866	0.969	0.56	0.87	0.013	0.026
RF2060CX	0.844	0.689	0.752	0.563	1.126	0.205	0.343	0.579	1.276	1.110	1.205	1.01	1.47	0.037	0.075
RF2080CX	1.094	0.874	1.000	0.752	1.500	0.268	0.406	0.752	1.638	1.441	1.594	1.63	2.38	0.071	0.141
RF2100CX	1.312	1.125	1.252	0.937	1.875	0.343	0.563	0.921	2.000	1.768	1.984	2.39	3.91	0.132	0.265

#### Notes

1. Due to the felt seals, Xceeder Chain pin length is slightly longer than standard Attachment Chain from U.S. Tsubaki.
2. The X dimension is longer on Xceeder Chain attachments than on standard Attachment Chain from U.S. Tsubaki. Please check dimensions to ensure that pin-head and bent attachment length will not interfere with the application.

# Xceeder™ Drive Chain



## Selection Guidelines

Operating Temperatures: 14°F ~ 302°F

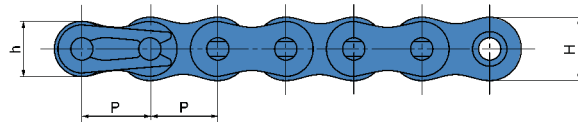
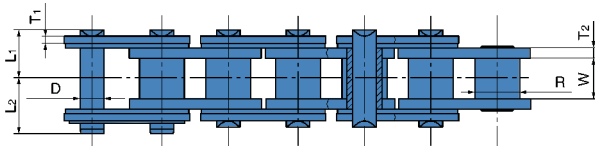
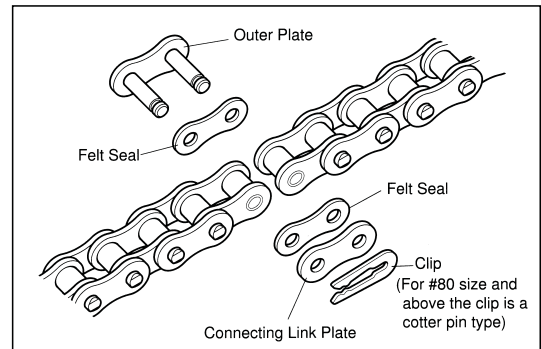
Connecting Links:

RS40DX – RS60DX are clip style

RS80DX – RS100DX are cottered style

Sizes RS40DX – RS100DX available in stock.

Use standard sprockets.



## Xceeder Drive Chain Specifications

units (in.)

Chain No.	Pitch P	Roller Diameter R	Width Between Roller Link Plates W	Link Plate				Pin		
				T <sub>1</sub>	T <sub>2</sub>	H	h	D	L <sub>1</sub>	L <sub>2</sub>
RS40DX	0.500	0.312	0.297	0.060	0.080	0.472	0.409	0.156	0.37	0.44
RS50DX	0.625	0.400	0.365	0.080	0.094	0.591	0.512	0.200	0.45	0.52
RS60DX	0.750	0.469	0.483	0.094	0.125	0.713	0.614	0.234	0.57	0.65
RS80DX	1.000	0.625	0.609	0.125	0.156	0.949	0.819	0.312	0.72	0.82
RS100DX	1.250	0.750	0.735	0.156	0.187	1.185	1.024	0.375	0.86	0.96

Chain No.	ANSI Minimum Tensile Strength (lbs.)	Xceeder Avg. Tensile Strength (lbs.)	Xceeder Maximum Allowable Tension (lbs.)	Approx. Weight (lbs./ft.)	No. of Links/10 ft.	Allowable Speed (ft./min.)
RS40DX	3,125	4,300	816	0.47	240	490
RS50DX	4,880	7,050	1,430	0.75	192	442
RS60DX	7,030	9,920	1,980	1.16	160	393
RS80DX	12,500	17,600	3,310	1.86	120	295
RS100DX	19,530	26,500	5,070	2.89	96	262

### Notes

1. Due to the felt seals, Xceeder Chain pin length is slightly longer than standard Attachment Chain from U.S. Tsubaki.
  2. Offset links are not available for Xceeder Chain. Please order in even pitches.
- Please check dimensions to ensure that pin length will not interfere with the application.



# Xceeder™ Chain from U.S. Tsubaki

Exceed Your Expectations

Now save even more time and money with the longest-lasting lube-free chain.

- Extend wear life
- Lower maintenance costs
- Increase productivity



**U.S. Tsubaki, Inc.  
Corporate Headquarters**

301 E. Marquardt Drive  
Wheeling, IL 60090

Tel: (800) 323-7790

Tel: (847) 459-9500

Fax: (847) 459-9515

Web Site: [www.ustsubaki.com](http://www.ustsubaki.com)

**Roller Chain Division**


821 Main Street

Holyoke, MA 01040

Tel: (800) 628-9037

Tel: (413) 536-1576

Fax: (413) 534-8239



NOTE: IN ACCORDANCE WITH THE POLICY OF U.S. TSUBAKI, INC., TO CONSISTENTLY IMPROVE ITS PRODUCTS, THE SPECIFICATIONS IN THIS BROCHURE ARE SUBJECT TO CHANGE WITHOUT NOTICE. **FOR CURRENT TERMS AND CONDITIONS OF SALE, SEE OUR CURRENT PRICE LIST.**