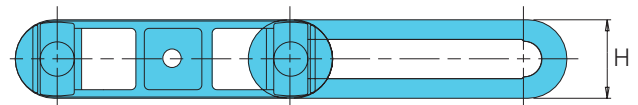
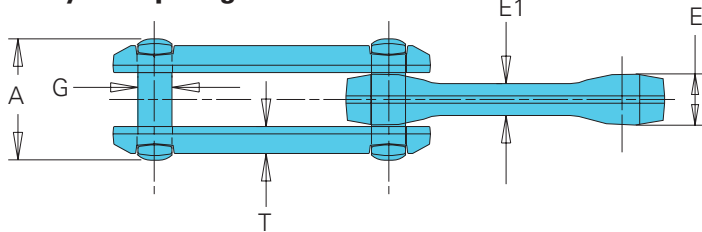
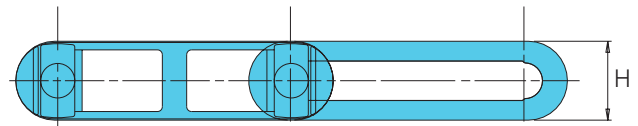
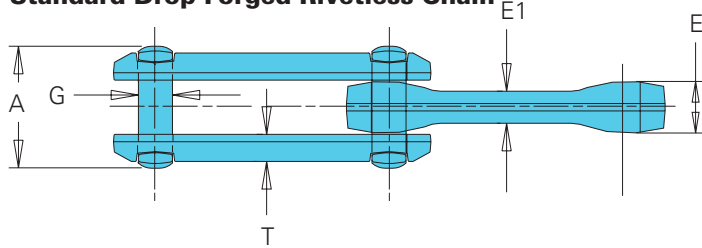


X-Style Drop Forged Rivetless Chain



Standard Drop Forged Rivetless Chain



X-Style and Standard Drop Forged Rivetless Chain

All dimensions are in inches unless otherwise indicated.

Chain Number	Pitch	Chain Width			Pin Diameter	Sidebars		Min. Side Flex Radius (in.)	Average Ultimate Strength (lbs.)		Max. Work Load (lbs.)		Avg. Pitches (ft.)	Approx. Weight (lbs./ft.)
		Overall	Inside			Thick.	Height		Alloy Heat-Treated ¹	Heat-Treated	Normal	Freq. Flex.		
			A	E	E1									
X-348 ²	3.015	1.73	.75	.50	.50	.41	1.09	10.0	24,000		2,600	1,200	3.95	2.2
X-458 ²	4.031	2.19	1.00	.63	.63	.47	1.38	24.0	60,000	48,000	4,000	1,900	2.98	3.2
468	4.031	3.19	1.59	1.13	.75	.41	1.88		70,000			2.98	.75	
X-658 ²	6.031	2.19	1.00	.63	.63	.47	1.38		48,000			1.99	2.7	
X-678 ²	6.031	3.03	1.28	.81	.88	.72	2.00	35.0	100,000	85,000	7,100	3,300	1.99	6.7
698	6.031	3.75	1.56	1.00	1.13	.56	2.56		150,000	130,000	10,800	5,200	1.99	11.4
998	9.031	3.75	1.56	1.00	1.13	.63	2.53		150,000	130,000	10,800	5,200	1.33	9.0

 Indicates this chain is normally stocked. All others are made-to-order.

Note: Magna-flux inspected chain is available.

Component hardness: BHN 344 (Nom.) = Carbon steel chains; BHN 380 (Nom.) = Alloy steel chains.

¹ANSI/SAE 8642

²The prefix "X" designates a design proportioned to flex transversely on a shorter radius. The outside bars are made with a mid-pitch panel that strengthens the sidebar and prevents material from falling through the link. X-Styles are used on overhead conveyors and other special applications. Attachments shown on the following pages fit both Standard and X-Style Chain.

To locate compatible sprockets for your chain, refer to the Product Cross-Reference in Section D.

Note: Dimensions are subject to change. Contact Union Chain to obtain certified prints for design and construction.