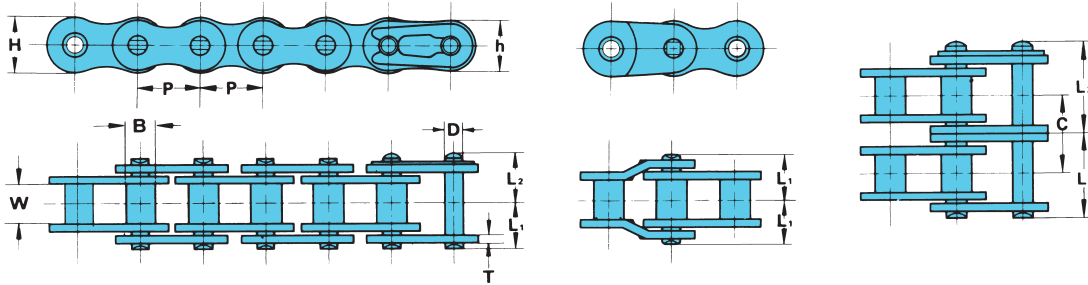


RS25 ^{1/4"} Pitch



U.S. TSUBAKI Chain No.	ANSI Pitch No.	Bushing Diameter B	Width Between Inner Link Plates W	Link Plate			Pin Diameter D
				T	H	h	
RS25	25	.130	.125	.030	.230	.199	.0905

U.S. TSUBAKI Chain No.	Number of Strands	Pin		Transverse Pitch C	Standard Type of Pin	Minimum Ultimate Strength ANSI Standard lbs.	Average Tensile Strength lbs.	* Maximum Allowable Load lbs.	Approx. Weight lbs./ft.	Number of Links per 10 ft.
		L1+L2	L1							
RS25	1	.339	.150	.189	Riveted	780	1,050	140	.094	480
RS25-2	2	.591	.276	.315	Riveted	1,560	2,100	240	.181	

Note: Only two-pitch offset links are available for RS25 and RS25-2.

* Refer to page A-23, "Selection for Slow Speed."

Maximum Horsepower Ratings

No. of Teeth Small Splt.	Maximum Speed - Small Sprocket (rpm)																								
	50	100	300	500	700	900	1200	1500	1800	2100	2500	3000	3500	4000	4500	5000	5500	6000	6500	7000	7500	8000	8500	9000	10,000
	Lubrication System A										Lubrication System B														
11	0.03	0.05	0.14	0.23	0.31	0.39	0.50	0.60	0.71	0.83	0.95	1.13	1.29	1.38	1.16	0.99	0.86	0.75	0.67	0.60	0.54	0.49	0.45	0.41	0.35
12	0.03	0.06	0.16	0.25	0.34	0.43	0.55	0.66	0.78	0.90	1.05	1.23	1.42	1.57	1.32	1.12	0.97	0.86	0.76	0.68	0.61	0.56	0.51	0.47	0.40
13	0.04	0.06	0.17	0.27	0.37	0.47	0.60	0.72	0.84	0.98	1.14	1.34	1.54	1.74	1.49	1.27	1.10	0.96	0.86	0.77	0.69	0.63	0.57	0.53	0.45
14	0.04	0.07	0.19	0.30	0.40	0.50	0.65	0.78	0.94	1.06	1.23	1.46	1.68	1.89	1.66	1.42	1.23	1.08	0.96	0.86	0.77	0.70	0.64	0.59	0.50
15	0.04	0.08	0.20	0.32	0.43	0.54	0.68	0.84	0.99	1.14	1.33	1.57	1.81	2.04	1.84	1.57	1.36	1.20	1.06	0.95	0.86	0.78	0.71	0.65	0.56
16	0.04	0.08	0.22	0.34	0.47	0.58	0.74	0.90	1.06	1.22	1.43	1.69	1.93	2.19	2.03	1.73	1.50	1.32	1.17	1.05	0.94	0.86	0.78	0.72	0.61
17	0.05	0.09	0.23	0.37	0.48	0.60	0.79	0.97	1.14	1.30	1.53	1.80	2.07	2.33	2.22	1.90	1.64	1.44	1.28	1.14	1.03	0.94	0.86	0.79	0.67
18	0.05	0.09	0.25	0.39	0.53	0.64	0.84	1.02	1.21	1.38	1.62	1.92	2.20	2.48	2.42	2.07	1.79	1.57	1.39	1.25	1.12	1.02	0.93	0.86	0.73
19	0.05	0.10	0.26	0.41	0.56	0.68	0.89	1.09	1.29	1.48	1.72	2.02	2.33	2.63	2.62	2.24	1.94	1.70	1.51	1.35	1.22	1.11	1.01	0.93	0.79
20	0.06	0.10	0.28	0.44	0.59	0.72	0.94	1.15	1.35	1.56	1.82	2.15	2.47	2.78	2.83	2.42	2.10	1.84	1.63	1.46	1.32	1.20	1.09	1.00	0.86
21	0.06	0.11	0.29	0.46	0.60	0.76	0.99	1.21	1.42	1.64	1.92	2.27	2.60	2.92	3.05	2.60	2.26	1.98	1.76	1.57	1.42	1.29	1.17	1.08	0.92
22	0.06	0.11	0.31	0.48	0.64	0.80	1.05	1.27	1.50	1.73	2.01	2.37	2.74	3.08	3.27	2.79	2.42	2.12	1.88	1.69	1.52	1.38	1.26	1.16	0.99
23	0.06	0.12	0.32	0.51	0.67	0.84	1.10	1.34	1.57	1.81	2.12	2.49	2.87	3.23	3.50	2.98	2.59	2.27	2.01	1.80	1.62	1.47	1.35	1.24	1.06
24	0.07	0.13	0.34	0.53	0.72	0.90	1.14	1.39	1.65	1.89	2.21	2.61	3.00	3.38	3.73	3.18	2.76	2.42	2.15	1.92	1.73	1.57	1.44	1.32	1.12
25	0.07	0.13	0.35	0.55	0.75	0.94	1.19	1.46	1.72	1.98	2.32	2.72	3.14	3.54	3.93	3.38	2.93	2.57	2.28	2.04	1.84	1.67	1.53	1.40	1.20
26	0.07	0.14	0.37	0.56	0.76	0.98	1.25	1.53	1.80	2.07	2.41	2.84	3.27	3.69	4.10	3.59	3.11	2.73	2.42	2.17	1.95	1.77	1.62	1.49	1.27
28	0.08	0.15	0.40	0.63	0.83	1.05	1.35	1.65	1.94	2.24	2.61	3.08	3.54	4.00	4.44	4.01	3.47	3.05	2.70	2.42	2.18	1.98	1.81	1.66	1.42
30	0.08	0.16	0.43	0.66	0.90	1.13	1.46	1.78	2.09	2.41	2.82	3.33	3.82	4.30	4.79	4.45	3.85	3.38	3.00	2.68	2.42	2.20	2.01	1.84	1.57
32	0.09	0.17	0.44	0.71	0.98	1.21	1.56	1.90	2.25	2.59	3.02	3.57	4.09	4.61	5.14	4.90	4.25	3.73	3.30	2.96	2.67	2.42	2.21	2.03	1.73
35	0.10	0.19	0.51	0.78	1.06	1.33	1.72	2.11	2.48	2.84	3.33	3.93	4.51	5.08	5.65	5.60	4.86	4.26	3.78	3.38	3.05	2.77	2.53	2.32	1.98
40	0.12	0.22	0.58	0.90	1.22	1.53	1.98	2.43	2.86	3.29	3.85	4.53	5.20	5.87	6.53	6.85	5.93	5.21	4.62	4.13	3.73	3.38	3.09	2.83	2.42
45	0.13	0.25	0.64	1.03	1.39	1.74	2.25	2.76	3.25	3.73	4.37	5.15	5.91	6.66	7.42	8.15	7.08	6.21	5.51	4.93	4.45	4.04	3.69	3.38	2.89

Note: 1. Multiply the value given above by the multiple strand factor (page A-22, Table II) in order to obtain the transmission horsepower of multiple strand chain.

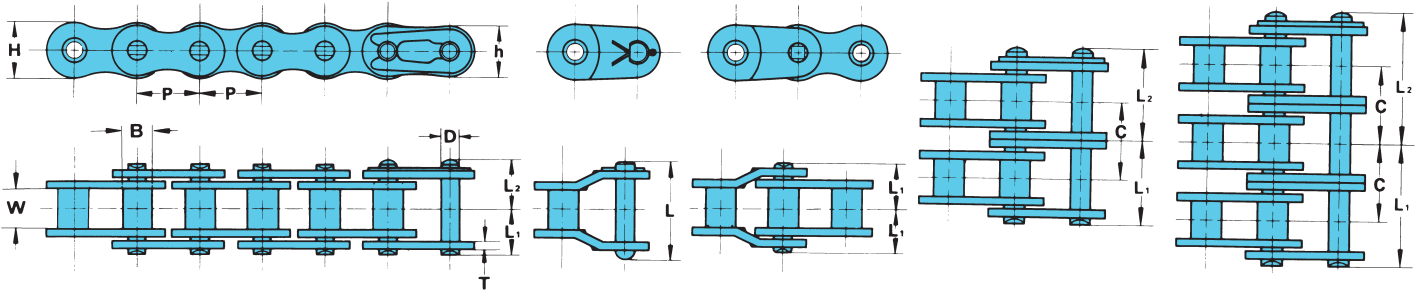
2. For lubrication systems A, B & C, refer to page A-77 for explanation. Please consult U.S. Tsubaki for use of horsepower ratings to the right of the boundary line.

3. Refer to page A-22, "Procedures for Selecting Roller Chain."

4. Gray portion of Maximum Horsepower Ratings Table is Lubrication System C.

U.S. TSUBAKI RS ROLLER CHAIN

RS35 ^{3/8" Pitch}



U.S. TSUBAKI Chain No.	ANSI No.	Pitch P	Bushing Diameter B	Link Plate				Pin Diameter D
				Width Between Inner Link Plates W	T	H	h	
RS35	35	.375	.200	.188	.050	.354	.307	.141

U.S. TSUBAKI Chain No.	Number of Strands	Pin				Transverse Pitch C	Standard Type of Pin	Minimum Ultimate Strength ANSI Standard lbs.	Average Tensile Strength lbs.	*Maximum Allowable Load lbs.	Approx. Weight lbs./ft.	Number of Links per 10 ft.
		L ₁ +L ₂	L ₁	L ₂	L							
RS35	1	.500	.230	.270	.531	.399	Riveted	1,760	2,530	480	.22	320
RS35-2	2	.898	.429	.469	.965		Riveted	3,520	5,060	810	.46	
RS35-3	3	1.295	.630	.665	1.362		Riveted	5,280	7,590	1,200	.70	

Note: * Refer to page A-23, "Selection for Slow Speed."

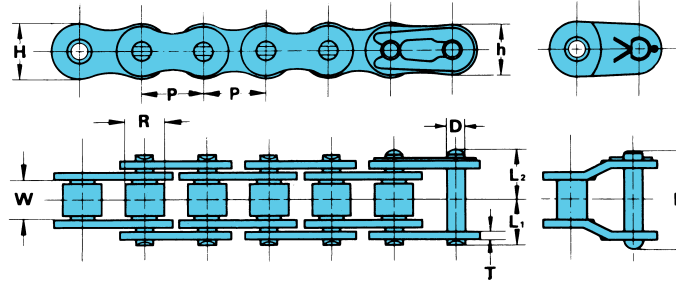
Maximum Horsepower Ratings

No. of Teeth Small Splt.	Maximum Speed - Small Sprocket (rpm)																								
	50	100	300	500	700	900	1200	1500	1800	2100	2500	3000	3500	4000	4500	5000	5500	6000	6500	7000	7500	8000	8500	9000	10,000
	Lubrication System A											Lubrication System B						Lubrication System C							
11	0.16	0.30	0.78	1.23	1.66	2.09	2.71	3.31	3.90	4.48	3.86	2.92	2.32	1.90	1.58	1.35	1.18	1.03	0.91	0.82	0.74	0.67	0.60	0.56	0.48
12	0.17	0.32	0.86	1.35	1.84	2.29	2.98	3.63	4.29	4.92	4.40	3.35	2.66	2.17	1.82	1.56	1.35	1.18	1.05	0.94	0.84	0.76	0.70	0.64	0.55
13	0.19	0.35	0.94	1.48	2.00	2.51	3.25	3.97	4.68	5.38	4.96	3.75	2.99	2.45	2.05	1.74	1.50	1.33	1.17	1.05	0.94	0.86	0.78	0.72	0.62
14	0.20	0.38	1.01	1.60	2.16	2.71	3.51	4.30	5.07	5.82	5.55	4.21	3.34	2.72	2.29	1.96	1.70	1.49	1.31	1.18	1.06	0.97	0.87	0.80	0.68
15	0.21	0.40	1.09	1.72	2.33	2.92	3.80	4.63	5.46	6.26	6.16	4.65	3.70	3.03	2.53	2.17	1.88	1.65	1.46	1.31	1.18	1.07	0.98	0.90	0.76
16	0.23	0.43	1.17	1.85	2.49	3.14	4.06	4.96	5.85	6.72	6.77	5.10	4.08	3.34	2.80	2.39	2.07	1.82	1.61	1.43	1.30	1.18	1.07	0.99	0.83
17	0.25	0.47	1.25	1.97	2.67	3.35	4.33	5.30	6.25	7.17	7.42	5.59	4.47	3.66	3.06	2.61	2.27	1.98	1.77	1.58	1.42	1.29	1.18	1.07	0.93
18	0.27	0.50	1.33	2.09	2.84	3.57	4.61	5.65	6.64	7.63	8.09	6.09	4.87	3.98	3.34	2.84	2.47	2.17	1.92	1.72	1.54	1.41	1.29	1.18	1.01
19	0.28	0.52	1.41	2.23	3.02	3.77	4.89	5.98	7.04	8.09	8.77	6.60	5.28	4.32	3.62	3.08	2.68	2.35	2.09	1.86	1.68	1.53	1.38	1.27	1.09
20	0.30	0.55	1.49	2.35	3.18	4.00	5.16	6.32	7.44	8.56	9.47	7.13	5.70	4.67	3.90	3.34	2.90	2.53	2.25	2.01	1.82	1.65	1.50	1.41	1.18
21	0.31	0.58	1.57	2.48	3.35	4.21	5.44	6.66	7.84	9.01	10.2	7.67	6.13	5.02	4.21	3.59	3.11	2.72	2.41	2.17	1.96	1.77	1.62	1.49	1.27
22	0.32	0.62	1.65	2.60	3.53	4.43	5.73	7.00	8.25	9.48	10.9	8.31	6.58	5.38	4.51	3.85	3.34	2.92	2.60	2.33	2.09	1.90	1.74	1.60	1.35
23	0.35	0.64	1.73	2.74	3.70	4.64	6.01	7.35	8.66	9.95	11.6	8.88	7.05	5.77	4.83	4.13	3.58	3.14	2.79	2.49	2.25	2.04	1.86	1.72	1.46
24	0.36	0.67	1.81	2.86	3.88	4.85	6.29	7.70	9.07	10.4	12.2	9.47	7.50	6.13	5.15	4.39	3.80	3.34	2.96	2.64	2.39	2.17	1.98	1.82	1.54
25	0.38	0.70	1.89	2.99	4.05	5.08	6.57	8.05	9.48	10.9	12.7	10.1	7.99	6.54	5.48	4.66	4.05	3.57	3.16	2.82	2.55	2.31	2.11	1.94	1.65
26	0.39	0.74	1.97	3.12	4.22	5.30	6.87	8.39	9.88	11.4	13.3	10.7	8.46	6.92	5.81	4.96	4.30	3.77	3.34	2.99	2.70	2.45	2.24	2.05	1.74
28	0.43	0.79	2.13	3.38	4.57	5.74	7.43	9.09	10.7	12.3	14.3	11.9	9.48	7.75	6.49	5.55	4.81	4.22	3.74	3.35	3.02	2.74	2.51	2.31	1.96
30	0.46	0.86	2.31	3.65	4.93	6.18	8.01	9.79	11.5	13.2	15.6	13.2	10.5	8.57	7.17	6.14	5.32	4.67	4.14	3.70	3.34	3.03	2.76	2.53	2.17
32	0.50	0.91	2.47	3.90	5.28	6.62	8.58	10.5	12.4	14.2	16.6	14.6	11.5	9.44	7.91	6.76	5.86	5.14	4.56	4.08	3.67	3.34	3.04	2.80	0
35	0.54	1.01	2.72	4.30	5.82	7.31	9.45	11.6	13.7	15.7	18.4	16.6	13.2	10.8	9.07	7.72	6.71	5.87	5.22	4.67	4.21	3.82	3.49	3.21	0
40	0.63	1.17	3.14	4.98	6.73	8.44	10.9	13.4	15.7	18.1	21.2	20.4	16.1	13.2	11.1	9.45	8.19	7.19	6.37	5.70	5.14	4.67	0	0	0
45	0.71	1.33	3.57	5.65	7.64	9.57	12.4	15.2	17.8	20.5	24.0	24.3	19.3	15.8	13.2	11.3	9.79	8.60	7.63	6.83	0	0	0	0	0

- Note: 1. Multiply the value given above by the multiple strand factor (page A-22, Table II) in order to obtain the transmission horsepower of multiple strand chain.
 2. For lubrication systems A, B & C, refer to page A-77 for explanation. Please consult U.S. Tsubaki for use of horsepower ratings to the right of the boundary line.
 3. Refer to page A-22, "Procedures for Selecting Roller Chain."

RS41

1/2" Pitch



U.S. TSUBAKI Chain No.	ANSI No.	Pitch P	Roller Diameter R	Width Between Roller Link Plates W	Link Plate			Pin Diameter D
					T	H	h	
RS41	41	.500	.306	.250	.050	.386	.331	.141

U.S. TSUBAKI Chain No.	Pin				Standard Type of Pin	Minimum Ultimate Strength ANSI Standard lbs.	Average Tensile Strength lbs.	* Maximum Allowable Load lbs.	Approx. Weight lbs./ft.	Number of Links per 10 ft.
	L1+L2	L1	L2	L						
RS41	.579	.266	.313	.594	Riveted	1,500	2,640	500	.27	240

Note: *Refer to page A-23, "Selection for Slow Speed."

Maximum Horsepower Ratings

No. of Teeth Small Spkt.	Maximum Speed - Small Sprocket (rpm)																								
	10	25	50	100	200	300	400	500	700	900	1000	1200	1400	1600	1800	2100	2400	2700	3000	3500	4000	5000	6000	7000	8000
	Lubrication System																								
	A					B										C									
11	0.04	0.09	0.16	0.31	0.58	0.82	1.06	1.30	1.76	2.20	2.27	1.71	1.36	1.11	0.93	0.74	0.61	0.51	0.43	0.34	0.28	0.20	0.15	0.12	0.10
12	0.04	0.09	0.19	0.34	0.63	0.90	1.17	1.42	1.93	2.41	2.59	1.95	1.55	1.27	1.06	0.84	0.69	0.58	0.49	0.39	0.32	0.23	0.17	0.14	0.11
13	0.04	0.11	0.20	0.36	0.68	0.98	1.27	1.55	2.10	2.63	2.90	2.20	1.75	1.43	1.20	0.95	0.78	0.65	0.56	0.44	0.36	0.26	0.20	0.16	0.13
14	0.05	0.11	0.21	0.39	0.74	1.06	1.37	1.68	2.28	2.85	3.14	2.46	1.95	1.60	1.34	1.06	0.87	0.73	0.62	0.49	0.40	0.29	0.22	0.17	0.14
15	0.05	0.12	0.23	0.43	0.79	1.14	1.47	1.81	2.45	3.07	3.38	2.73	2.17	1.77	1.49	1.18	0.96	0.81	0.69	0.55	0.45	0.32	0.24	0.19	0.16
16	0.05	0.13	0.24	0.46	0.84	1.22	1.58	1.94	2.63	3.30	3.62	3.01	2.39	1.95	1.64	1.30	1.06	0.89	0.76	0.60	0.49	0.35	0.27	0.21	0.17
17	0.07	0.13	0.25	0.48	0.91	1.31	1.69	2.08	2.80	3.51	3.86	3.29	2.61	2.14	1.79	1.42	1.16	0.98	0.83	0.66	0.54	0.39	0.29	0.23	0.19
18	0.07	0.15	0.28	0.52	0.97	1.39	1.80	2.20	2.98	3.74	4.11	3.59	2.86	2.33	1.95	1.55	1.27	1.06	0.91	0.72	0.59	0.42	0.32	0.25	0
19	0.07	0.16	0.29	0.55	1.02	1.47	1.90	2.33	3.16	3.97	4.36	3.89	3.10	2.53	2.12	1.68	1.38	1.15	0.98	0.78	0.64	0.46	0.35	0.28	0
20	0.07	0.16	0.31	0.58	1.09	1.55	2.02	2.47	3.34	4.20	4.61	4.24	3.33	2.73	2.29	1.81	1.49	1.24	1.06	0.84	0.69	0.49	0.38	0.30	0
21	0.08	0.17	0.32	0.62	1.14	1.65	2.13	2.60	3.52	4.41	4.85	4.56	3.59	2.94	2.46	1.95	1.60	1.34	1.14	0.91	0.74	0.53	0.40	0.32	0
22	0.08	0.19	0.35	0.64	1.19	1.73	2.22	2.73	3.70	4.64	5.11	4.88	3.85	3.15	2.64	2.09	1.71	1.44	1.23	0.97	0.80	0.57	0.43	0.34	0
23	0.08	0.19	0.36	0.67	1.26	1.81	2.35	2.87	3.89	4.87	5.36	5.21	4.11	3.37	2.82	2.24	1.83	1.54	1.31	1.04	0.85	0.61	0.46	0.37	0
24	0.09	0.20	0.38	0.71	1.31	1.90	2.45	3.00	4.07	5.11	5.60	5.56	4.38	3.59	3.01	2.39	1.95	1.64	1.40	1.11	0.91	0.65	0.49	0.39	0
25	0.09	0.21	0.40	0.74	1.38	1.98	2.57	3.14	4.25	5.33	5.86	5.91	4.66	3.81	3.20	2.54	2.08	1.74	1.49	1.18	0.96	0.69	0.53	0	0
26	0.09	0.23	0.42	0.76	1.43	2.06	2.68	3.28	4.44	5.56	6.11	6.27	4.94	4.05	3.39	2.69	2.20	1.85	1.58	1.25	1.02	0.73	0.56	0	0
28	0.11	0.24	0.44	0.83	1.55	2.24	2.91	3.55	4.81	6.03	6.62	7.01	5.52	4.52	3.79	3.01	2.46	2.06	1.76	1.40	1.14	0.82	0.62	0	0
30	0.11	0.25	0.48	0.90	1.68	2.41	3.12	3.82	5.17	6.49	7.13	7.77	6.13	5.01	4.20	3.33	2.73	2.29	1.95	1.55	1.27	0.91	0.69	0	0
32	0.12	0.28	0.51	0.97	1.80	2.59	3.36	4.10	5.55	6.96	7.65	8.56	6.75	5.52	4.63	3.67	3.01	2.52	2.15	1.71	1.40	1.00	0	0	0
35	0.13	0.31	0.58	1.06	1.98	2.85	3.70	4.52	6.11	7.67	8.43	9.80	7.72	6.32	5.29	4.20	3.44	2.88	2.46	1.95	1.60	1.14	0	0	0
40	0.16	0.35	0.66	1.23	2.29	3.30	4.26	5.21	7.06	8.86	9.73	11.5	9.43	7.72	6.47	5.13	4.20	3.52	3.01	2.39	1.95	1.40	0	0	0
45	0.17	0.40	0.75	1.39	2.60	3.74	4.85	5.92	8.03	10.1	11.1	13.0	11.3	9.21	7.72	6.13	5.01	4.20	3.59	2.85	2.33	0	0	0	0

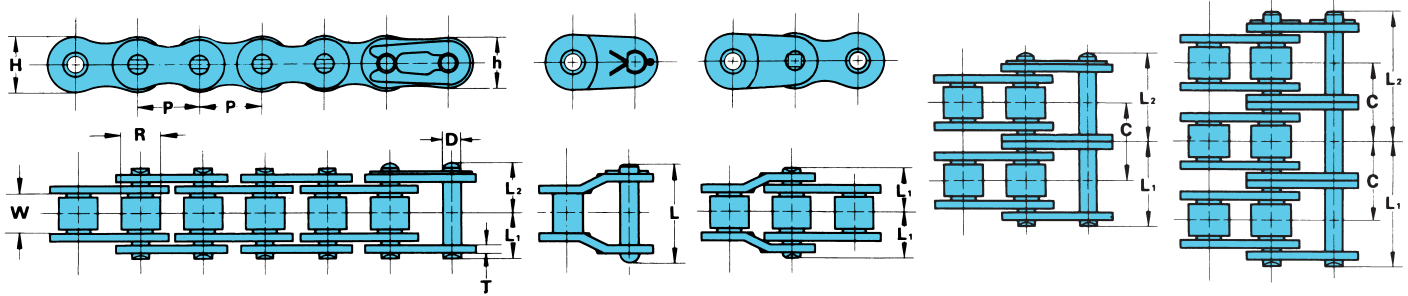
Note: 1. For lubrication systems A, B & C, refer to page A-77 for explanation. Please consult U.S. Tsubaki for use of horsepower ratings to the right of the boundary line.

2. Refer to page A-22, "Procedures for Selecting Roller Chain."

U.S. TSUBAKI RS ROLLER CHAIN

A - DRIVE CHAINS

RS40 1/2" Pitch



U.S. TSUBAKI Chain No.	ANSI No.	Pitch P	Roller Diameter R	Link Plate				Pin Diameter D
				Width Between Roller Link Plates W	T	H	h	
RS40	40	.500	.312	.312	.060	.472	.409	.156

U.S. TSUBAKI Chain No.	Number of Strands	Pin				Transverse Pitch C	Standard Type of Pin	Minimum Ultimate Strength ANSI Standard lbs.	Average Tensile Strength lbs.	*Maximum Allowable Load lbs.	Approx. Weight lbs./ft.	Number of Links per 10 ft.
		L ₁ +L ₂	L ₁	L ₂	L							
RS40	1	.717	.325	.392	.709	.566	Riveted	3,125	4,290	810	.43	240
RS40-2	2	1.283	.608	.675	1.319		Riveted	6,250	8,580	1,370	.85	
RS40-3	3	1.843	.892	.951	1.886		Riveted	9,375	12,870	2,020	1.28	
RS40-4	4	2.409	1.177	1.232	2.453		Riveted	12,500	17,160	2,670	1.70	
RS40-5	5	2.980	1.461	1.519	3.024		Riveted	15,625	21,450	3,150	2.12	
RS40-6	6	3.547	1.744	1.803	3.591		Riveted	18,750	25,740	3,720	2.55	

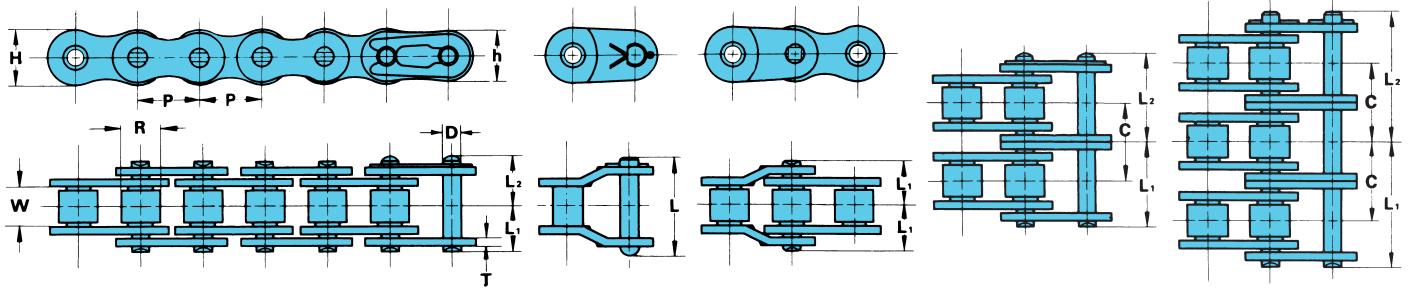
Note: * Refer to page A-23, "Selection for Slow Speed."

Maximum Horsepower Ratings

No. of Teeth Small Spkt.	Maximum Speed - Small Sprocket (rpm)																								
	10	25	50	100	200	300	400	500	700	900	1000	1200	1400	1600	1800	2100	2400	2700	3000	3500	4000	5000	6000	7000	8000
	A											B						C							
11	0.08	0.19	0.35	0.64	1.21	1.73	2.24	2.74	3.70	4.65	5.11	6.02	6.81	5.58	4.67	3.70	3.03	2.55	2.15	1.72	1.41	1.01	0.76	0.62	0.50
12	0.09	0.20	0.38	0.71	1.31	1.90	2.47	3.00	4.08	5.11	5.62	6.61	7.60	6.36	5.31	4.22	3.45	2.90	2.47	1.96	1.60	1.14	0.87	0.68	0.58
13	0.09	0.23	0.42	0.76	1.43	2.07	2.68	3.29	4.44	5.57	6.13	7.21	8.29	7.16	5.99	4.76	3.89	3.26	2.79	2.21	1.81	1.29	0.98	0.78	0.64
14	0.11	0.24	0.44	0.83	1.56	2.24	2.91	3.55	4.81	6.03	6.64	7.82	8.97	8.01	6.71	5.31	4.36	3.65	3.11	2.47	2.02	1.45	1.10	0.87	0.71
15	0.11	0.25	0.48	0.90	1.68	2.41	3.14	3.84	5.19	6.50	7.15	8.42	9.67	8.88	7.43	5.89	4.83	4.04	3.45	2.74	2.24	1.60	1.22	0.97	0.79
16	0.12	0.28	0.52	0.97	1.80	2.59	3.35	4.10	5.55	6.97	7.66	9.03	10.4	9.79	8.18	6.49	5.31	4.45	3.81	3.02	2.47	1.77	1.34	1.07	0.87
17	0.13	0.30	0.55	1.03	1.92	2.76	3.58	4.39	5.93	7.44	8.18	9.64	11.1	10.7	8.97	7.11	5.82	4.88	4.17	3.31	2.71	1.94	1.48	1.17	0.97
18	0.13	0.31	0.59	1.10	2.04	2.95	3.81	4.67	6.32	7.91	8.70	10.2	11.8	11.7	9.76	7.75	6.34	5.31	4.55	3.61	2.96	2.11	1.60	1.27	0
19	0.15	0.34	0.62	1.17	2.17	3.12	4.05	4.95	6.69	8.39	9.23	10.9	12.5	12.7	10.5	8.41	6.88	5.77	4.92	3.92	3.21	2.29	1.74	1.38	0
20	0.16	0.35	0.66	1.23	2.29	3.30	4.28	5.23	7.07	8.86	9.75	11.5	13.2	13.7	11.1	9.08	7.53	6.22	5.31	4.22	3.45	2.47	1.88	1.49	0
21	0.16	0.38	0.70	1.29	2.41	3.47	4.51	5.51	7.46	9.35	10.3	12.1	13.9	14.8	12.4	9.76	7.99	6.71	5.73	4.55	3.71	2.66	2.02	1.60	0
22	0.17	0.39	0.72	1.35	2.53	3.66	4.73	5.79	7.84	9.83	10.8	12.7	14.6	15.8	13.2	10.5	8.57	7.19	6.13	4.87	3.98	2.86	2.17	1.72	0
23	0.17	0.42	0.76	1.42	2.67	3.84	4.98	6.07	8.22	10.3	11.3	13.4	15.3	16.9	14.1	11.2	9.16	7.68	6.56	5.20	4.26	3.06	2.32	1.84	0
24	0.19	0.43	0.80	1.49	2.79	4.02	5.20	6.36	8.61	10.8	11.9	13.9	16.1	18.0	15.0	11.9	9.76	8.18	7.00	5.54	4.55	3.25	2.47	1.96	0
25	0.20	0.44	0.83	1.56	2.91	4.20	5.44	6.65	9.00	11.3	12.4	14.6	16.8	18.9	16.0	12.7	10.4	8.70	7.43	5.89	4.83	3.45	2.63	0	
26	0.20	0.47	0.87	1.62	3.04	4.39	5.67	6.93	9.39	11.8	12.9	15.3	17.6	19.7	17.0	13.5	11.0	9.24	7.89	6.25	5.12	3.66	2.76	0	
28	0.23	0.51	0.95	1.77	3.30	4.75	6.14	7.51	10.2	12.8	14.1	16.5	19.0	21.5	19.0	15.0	12.3	10.3	8.81	7.00	5.73	4.09	3.11	0	
30	0.24	0.55	1.02	1.90	3.55	5.11	6.62	8.10	11.0	13.7	15.2	17.8	20.4	23.1	21.1	16.8	13.5	11.4	9.76	7.75	6.34	4.55	3.45	0	
32	0.25	0.59	1.09	2.04	3.81	5.48	7.09	8.68	11.7	14.8	16.2	19.0	21.9	24.7	23.2	18.4	15.0	12.6	10.8	8.54	7.00	5.00	0		
35	0.28	0.64	1.21	2.24	4.20	6.03	7.82	9.56	12.9	16.2	17.8	21.1	24.1	27.2	26.6	21.1	17.2	14.3	12.3	9.76	7.99	5.73	0		
40	0.32	0.75	1.39	2.59	4.84	6.97	9.04	11.1	14.9	18.8	20.7	24.3	27.9	31.5	32.5	25.7	21.1	17.6	15.0	11.9	9.76	7.00	0		
45	0.38	0.84	1.58	2.95	5.50	7.93	10.3	12.5	17.0	21.3	23.5	27.6	31.6	35.7	38.6	30.6	25.1	21.1	18.0	14.2	11.7	0			

- Note: 1. Multiply the value given above by the multiple strand factor (page A-22, Table II) in order to obtain the transmission horsepower of multiple strand chain.
- 2. For lubrication systems A, B & C, refer to page A-77 for explanation. Please consult U.S. Tsubaki for use of horsepower ratings to the right of the boundary line.
- 3. Refer to page A-22, "Procedures for Selecting Roller Chain."

RS50 ^{5/8" Pitch}



U.S. TSUBAKI Chain No.	ANSI No.	Pitch P	Roller Diameter R	Width Between Roller Link Plates W	Link Plate			Pin Diameter D
					T	H	h	
RS50	50	.625	.400	.375	.080	.591	.512	.200

U.S. TSUBAKI Chain No.	Number of Strands	Pin				Transverse Pitch C	Standard Type of Pin	Minimum Ultimate Strength ANSI Standard lbs.	Average Tensile Strength lbs.	*Maximum Allowable Load lbs.	Approx. Weight lbs./ft.	Number of Links per 10 ft.
		L ₁ +L ₂	L ₁	L ₂	L							
RS50	1	.878	.406	.472	.886	.713	Riveted	4,880	7,050	1,430	.70	192
RS50-2	2	1.595	.762	.833	1.646		Riveted	9,760	14,100	2,430	1.39	
RS50-3	3	2.307	1.118	1.189	2.358		Riveted	14,640	21,150	3,570	2.08	
RS50-4	4	3.020	1.475	1.545	3.075		Riveted	19,520	28,200	4,710	2.76	
RS50-5	5	3.732	1.831	1.901	3.787		Riveted	24,400	35,250	5,570	3.45	
RS50-6	6	4.449	2.189	2.260	4.504		Riveted	29,280	42,300	6,570	4.14	

Note: *Refer to page A-23, "Selection for Slow Speed."

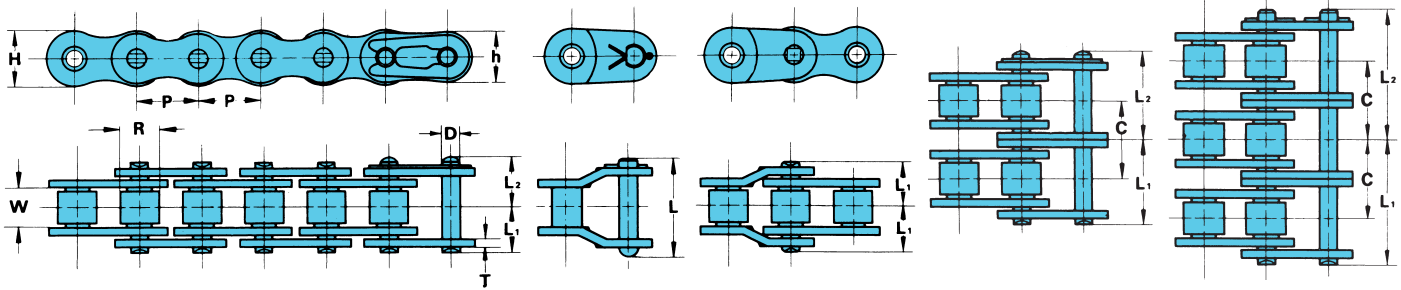
Maximum Horsepower Ratings

No. of Teeth Small Spkt.	Maximum Speed - Small Sprocket (rpm)																								
	10	25	50	100	200	300	400	500	700	900	1000	1200	1400	1600	1800	2100	2400	2700	3000	3500	4000	4500	5000	5500	6000
	A											B						C							
11	0.16	0.38	0.71	1.33	2.48	3.58	4.64	5.66	7.67	9.62	10.6	10.3	8.14	6.65	5.58	4.43	3.62	3.04	2.59	2.07	1.68	1.41	1.21	1.05	0.93
12	0.19	0.42	0.78	1.46	2.72	3.93	5.10	6.22	8.42	10.6	11.6	11.7	9.27	7.59	6.36	5.04	4.13	3.46	2.95	2.35	1.92	1.61	1.37	1.19	1.05
13	0.20	0.46	0.86	1.60	2.98	4.28	5.55	6.79	9.19	11.5	12.7	13.2	10.4	8.56	7.16	5.70	4.65	3.90	3.33	2.64	2.16	1.81	1.56	1.34	0
14	0.21	0.50	0.93	1.73	3.22	4.64	6.01	7.35	9.95	12.5	13.7	14.8	11.7	9.56	8.02	6.36	5.20	4.36	3.73	2.95	2.43	2.02	1.73	1.50	0
15	0.23	0.54	0.99	1.86	3.47	5.00	6.48	7.93	10.7	13.4	14.8	16.4	13.0	10.6	8.89	7.05	5.77	4.83	4.13	3.27	2.68	2.25	1.92	1.66	0
16	0.25	0.58	1.07	2.00	3.73	5.36	6.95	8.49	11.5	14.3	15.8	18.0	14.3	11.7	9.79	7.76	6.36	5.32	4.55	3.61	2.95	2.47	2.11	1.84	0
17	0.27	0.62	1.14	2.13	3.97	5.73	7.42	9.07	12.3	15.4	16.9	19.7	15.7	12.8	10.7	8.50	6.96	5.83	4.99	3.96	3.23	2.71	2.31	2.01	0
18	0.28	0.66	1.22	2.27	4.22	6.09	7.89	9.64	13.0	16.4	18.0	21.2	17.0	13.9	11.7	9.27	7.59	6.36	5.42	4.30	3.53	2.95	2.52	0	
19	0.31	0.68	1.29	2.40	4.48	6.45	8.37	10.2	13.8	17.3	19.0	22.5	18.5	15.2	12.7	10.0	8.22	6.89	5.89	4.67	3.82	3.21	2.74	0	
20	0.32	0.72	1.35	2.53	4.73	6.83	8.84	10.8	14.6	18.4	20.1	23.7	20.0	16.4	13.7	10.8	8.89	7.44	6.36	5.04	4.13	3.46	2.95	0	
21	0.34	0.76	1.43	2.68	4.99	7.19	9.32	11.4	15.4	19.3	21.2	25.1	21.5	17.6	14.8	11.7	9.57	8.02	6.84	5.42	4.44	3.73	3.18	0	
22	0.35	0.80	1.50	2.82	5.24	7.56	9.80	12.0	16.2	20.4	22.4	26.3	23.1	18.8	15.8	12.5	10.2	8.60	7.34	5.82	4.76	4.00	3.41	0	
23	0.38	0.84	1.58	2.95	5.51	7.94	10.3	12.6	17.0	21.3	23.5	27.6	24.7	20.1	16.9	13.4	11.0	9.19	7.84	6.22	5.10	4.28	0		
24	0.39	0.89	1.66	3.08	5.77	8.30	10.8	13.2	17.8	22.4	24.5	29.0	26.3	21.5	18.0	14.3	11.7	9.79	8.35	6.64	5.42	4.55	0		
25	0.40	0.93	1.73	3.23	6.02	8.68	11.3	13.8	18.6	23.3	25.6	30.2	27.9	22.8	19.2	15.2	12.4	10.4	8.89	7.05	5.77	4.83	0		
26	0.43	0.97	1.81	3.37	6.29	9.05	11.7	14.3	19.4	24.4	26.8	31.5	29.6	24.3	20.2	16.1	13.2	11.0	9.43	7.47	6.13	5.14	0		
28	0.46	1.05	1.96	3.65	6.81	9.82	12.7	15.6	21.1	26.4	29.0	34.2	33.1	27.0	22.7	18.0	14.8	12.3	10.5	8.35	6.84	5.74	0		
30	0.50	1.13	2.11	3.93	7.34	10.6	13.7	16.8	22.7	28.4	31.2	36.7	36.7	30.0	25.1	19.8	16.4	13.7	11.7	9.27	7.59	0			
32	0.54	1.21	2.27	4.21	7.87	11.3	14.6	18.0	24.3	30.4	33.5	39.4	40.4	33.3	27.8	22.0	18.0	15.2	12.9	10.2	8.35	0			
35	0.59	1.33	2.49	4.64	8.66	12.5	16.2	19.7	26.8	33.5	36.9	43.4	46.3	38.1	31.6	25.1	20.7	17.2	14.8	11.7	9.56	0			
40	0.67	1.54	2.87	5.36	10.0	14.5	18.6	22.8	31.0	38.8	42.6	50.3	56.5	46.4	38.8	30.7	25.1	21.1	18.0	14.3	0				
45	0.76	1.74	3.27	6.09	11.4	16.4	21.2	25.9	35.1	44.0	48.4	57.0	65.6	55.1	46.1	36.6	30.0	25.1	21.5	0					

- Note: 1. Multiply the value given above by the multiple strand factor (page A-22, Table II) in order to obtain the transmission horsepower of multiple strand chain.
 2. For lubrication systems A, B & C, refer to page A-77 for explanation. Please consult U.S. Tsubaki for use of horsepower ratings to the right of the boundary line.
 3. Refer to page A-22, "Procedures for Selecting Roller Chain."

U.S. TSUBAKI RS ROLLER CHAIN

RS60 3/4" Pitch



U.S. TSUBAKI Chain No.	ANSI No.	Pitch P	Roller Diameter R	Link Plate			Pin Diameter D	
				Width Between Roller Link Plates W	T	H		h
RS60	60	.750	.469	.500	.094	.713	.614	.234

U.S. TSUBAKI Chain No.	Number of Strands	Pin				Transverse Pitch C	Standard Type of Pin	Minimum Ultimate Strength ANSI Standard lbs.	Average Tensile Strength lbs.	*Maximum Allowable Load lbs.	Approx. Weight lbs./ft.	Number of Links per 10 ft.
		L ₁ +L ₂	L ₁	L ₂	L							
RS60	1	1.087	.506	.581	1.110	.897	Riveted	7,030	9,920	1,980	1.03	160
RS60-2	2	1.988	.955	1.033	2.071		Riveted	14,060	19,840	3,360	2.04	
RS60-3	3	2.906	1.404	1.502	2.972		Riveted	21,090	29,760	4,950	3.05	
RS60-4	4	3.803	1.852	1.951	3.870		Riveted	28,120	39,680	6,530	4.06	
RS60-5	5	4.705	2.303	2.402	4.772		Riveted	35,150	49,600	7,720	5.07	
RS60-6	6	5.606	2.752	2.854	5.669		Riveted	42,180	59,520	9,100	6.08	

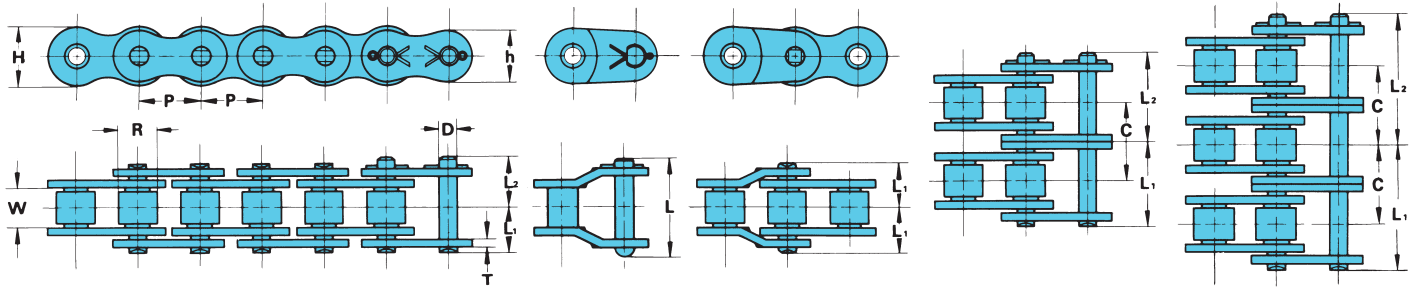
Note: * Refer to page A-23, "Selection for Slow Speed."

Maximum Horsepower Ratings

No. of Teeth Small Spkt.	Maximum Speed - Small Sprocket (rpm)																								
	10	25	50	100	150	200	300	400	500	600	700	800	900	1000	1100	1200	1400	1600	1800	2000	2500	3000	3500	4000	4500
	A										B						C								
11	0.30	0.67	1.26	2.35	3.39	4.39	6.32	8.19	10.0	11.8	13.5	15.3	17.0	15.6	13.5	11.9	9.41	7.70	6.45	5.51	3.94	3.00	2.39	1.94	1.64
12	0.32	0.74	1.38	2.59	3.71	4.81	6.95	9.00	11.0	13.0	14.9	16.8	18.6	17.8	15.6	13.5	10.7	8.77	7.35	6.29	4.49	3.42	2.71	2.23	1.86
13	0.35	0.80	1.52	2.82	4.06	5.26	7.58	9.80	12.0	14.1	16.2	18.2	20.4	20.1	17.4	15.2	12.1	9.90	8.30	7.08	5.07	3.85	3.06	2.51	0
14	0.39	0.87	1.64	3.06	4.40	5.70	8.21	10.6	13.0	15.3	17.6	19.8	22.0	22.4	19.4	17.0	13.5	11.1	9.27	7.91	5.66	4.32	3.42	2.80	0
15	0.42	0.94	1.76	3.29	4.73	6.13	8.84	11.5	13.9	16.5	18.9	21.3	23.7	24.8	21.6	18.8	15.0	12.3	10.3	8.77	6.29	4.77	3.80	3.10	0
16	0.44	1.01	1.89	3.53	5.08	6.57	9.47	12.3	15.0	17.7	20.2	22.9	25.5	27.4	23.7	20.9	16.5	13.5	11.3	9.67	6.92	5.26	4.17	3.42	0
17	0.47	1.09	2.01	3.77	5.42	7.03	10.1	13.1	16.0	18.9	21.7	24.4	27.2	29.9	26.0	22.9	18.1	14.8	12.4	10.6	7.58	5.77	4.57	3.74	0
18	0.51	1.15	2.15	4.00	5.77	7.47	10.8	13.9	17.0	20.1	23.1	26.0	29.0	31.8	28.3	24.9	19.7	16.1	13.5	11.5	8.26	6.29	4.99	4.08	0
19	0.54	1.22	2.28	4.24	6.12	7.91	11.4	14.8	18.1	21.3	24.4	27.6	30.7	33.7	30.7	27.1	21.5	17.6	14.6	12.5	8.96	6.81	5.40	4.43	0
20	0.56	1.29	2.40	4.48	6.46	8.37	12.1	15.6	19.0	22.5	25.9	29.1	32.5	35.7	33.1	29.2	23.1	18.9	15.8	13.5	9.67	7.35	5.83	0	0
21	0.59	1.35	2.53	4.73	6.81	8.82	12.7	16.5	20.1	23.7	27.2	30.7	34.2	37.5	35.7	31.5	24.8	20.2	17.0	14.5	10.4	7.91	6.29	0	0
22	0.63	1.42	2.67	4.98	7.16	9.28	13.4	17.3	21.2	24.9	28.7	32.3	35.9	39.4	38.2	33.8	26.6	21.9	18.2	15.6	11.1	8.49	6.73	0	0
23	0.66	1.50	2.79	5.22	7.51	9.74	14.1	18.1	22.3	26.1	30.0	33.9	37.7	41.4	40.9	36.1	28.4	23.3	19.4	16.8	11.9	9.08	7.19	0	0
24	0.68	1.57	2.92	5.46	7.87	10.2	14.6	19.0	23.2	27.4	31.5	35.5	39.4	43.3	43.6	38.2	30.3	24.8	20.8	17.8	12.7	9.67	7.67	0	0
25	0.72	1.64	3.06	5.71	8.22	10.6	15.3	19.8	24.3	28.6	32.9	37.1	41.2	45.3	46.4	40.6	32.2	26.4	22.1	18.9	13.5	10.3	8.15	0	0
26	0.75	1.72	3.19	5.95	8.58	11.1	16.0	20.8	25.3	29.9	34.3	38.8	43.0	47.3	49.2	43.2	34.2	28.0	23.5	20.0	14.3	10.9	8.55	0	0
28	0.82	1.85	3.46	6.45	9.29	12.0	17.3	22.4	27.5	32.3	37.1	42.0	46.7	51.2	55.0	48.3	38.2	31.4	26.1	22.4	16.0	12.2	0	0	0
30	0.87	2.00	3.73	6.95	10.0	13.0	18.6	24.1	29.6	34.9	40.1	45.2	50.2	55.3	60.2	53.5	42.4	34.7	29.1	24.8	17.8	13.5	0	0	0
32	0.94	2.15	4.00	7.46	10.7	13.9	20.0	25.9	31.8	37.4	42.9	48.4	53.8	59.1	64.5	58.9	46.7	38.2	32.1	27.4	19.6	14.9	0	0	0
35	1.03	2.36	4.40	8.21	11.8	15.3	22.1	28.6	35.0	41.2	47.3	53.4	59.3	65.2	71.1	67.5	53.4	43.7	36.6	31.4	22.4	17.0	0	0	0
40	1.19	2.72	5.08	9.48	13.7	17.7	25.5	33.0	40.4	47.6	54.6	61.6	68.5	75.4	82.1	82.3	65.7	53.5	44.8	38.2	27.4	0	0	0	0
45	1.35	3.10	5.77	10.8	15.6	20.1	29.0	37.5	45.9	54.0	62.1	70.0	77.8	85.6	93.2	98.3	78.4	63.7	53.4	45.6	32.6	0	0	0	0

- Note: 1. Multiply the value given above by the multiple strand factor (page A-22, Table II) in order to obtain the transmission horsepower of multiple strand chain.
 2. For lubrication systems A, B & C, refer to page A-77 for explanation. Please consult U.S. Tsubaki for use of horsepower ratings to the right of the boundary line.
 3. Refer to page A-22, "Procedures for Selecting Roller Chain."

RS80 1" Pitch



U.S. TSUBAKI Chain No.	ANSI No.	Pitch P	Roller Diameter R	Link Plate				Pin Diameter D
				Width Between Roller Link Plates W	T	H	h	
RS80	80	1.000	.625	.625	.125	.949	.819	.312

U.S. TSUBAKI Chain No.	Number of Strands	Pin				Transverse Pitch C	Standard Type of Pin	Minimum Ultimate Strength ANSI Standard lbs.	Average Tensile Strength lbs.	* Maximum Allowable Load lbs.	Approx. Weight lbs./ft.	Number of Links per 10 ft.
		L ₁ +L ₂	L ₁	L ₂	L							
RS80	1	1.398	.640	.758	1.417	1.153	Riveted	12,500	17,640	3,300	1.79	120
RS80-2	2	2.552	1.217	1.335	2.657		Riveted	25,000	35,280	5,610	3.54	
RS80-3	3	3.704	1.795	1.909	3.815		Riveted	37,500	52,920	8,250	5.30	
RS80-4	4	4.862	2.372	2.490	4.972		Riveted	50,000	70,560	10,890	7.06	
RS80-5	5	6.020	2.951	3.069	6.126		Riveted	62,500	88,200	12,870	8.81	
RS80-6	6	7.170	3.528	3.642	7.280		Riveted	75,000	105,840	15,180	10.57	

Note: * Refer to page A-23, "Selection for Slow Speed."

Maximum Horsepower Ratings

No. of Teeth Small Splt.	Maximum Speed - Small Sprocket (rpm)																											
	10	25	50	100	150	200	300	400	500	600	700	800	900	1000	1100	1200	1400	1600	1800	2000	2200	2400	2700	3000	3400			
	A														B							C						
11	0.88	2.02	3.76	7.02	10.1	13.1	18.9	24.4	29.9	30.3	30.3	27.4	23.0	19.6	17.0	14.9	11.8	9.70	8.13	6.94	6.01	5.28	4.42	3.78	1.70			
12	0.97	2.21	4.13	7.71	11.1	14.4	20.7	26.8	32.8	33.4	33.3	31.2	26.2	22.4	19.4	17.0	13.5	11.0	9.26	7.90	6.85	6.01	5.04	4.30				
13	1.06	2.41	4.50	8.40	12.1	15.7	22.6	29.3	35.8	36.3	36.3	35.2	29.5	25.2	21.9	19.2	15.2	12.5	10.4	8.91	7.73	6.78	5.68	4.85				
14	1.15	2.61	4.88	9.10	13.1	17.0	24.5	31.7	38.8	39.4	39.4	39.4	33.0	28.2	24.4	21.4	17.0	13.9	11.7	9.96	8.63	7.58	6.35	5.42				
15	1.23	2.82	5.26	9.81	14.1	18.3	26.4	34.2	41.8	43.7	43.7	43.7	36.6	31.2	27.1	23.8	18.9	15.4	12.9	11.0	9.58	8.40	7.04	6.01				
16	1.32	3.02	5.64	10.5	15.1	19.6	28.3	36.6	44.8	48.1	48.1	48.1	40.3	34.4	29.8	26.2	20.8	17.0	14.3	12.2	10.5	9.26	7.76	6.62				
17	1.41	3.22	6.02	11.2	16.2	21.0	30.2	39.1	47.8	56.3	52.7	52.7	44.2	37.7	32.7	28.7	22.8	18.6	15.6	13.3	11.6	10.1	8.50	7.26				
18	1.50	3.43	6.40	11.9	17.2	22.3	32.1	41.6	50.8	57.4	57.4	57.4	48.1	41.1	35.6	31.2	24.8	20.3	17.0	14.5	12.6	11.0	9.26	7.90				
19	1.59	3.64	6.79	12.7	18.2	23.6	34.0	44.1	53.9	61.7	61.7	61.7	52.2	44.5	38.6	33.9	26.9	22.0	18.4	15.7	13.7	12.0	10.0	8.57				
20	1.68	3.84	7.17	13.4	19.3	25.0	36.0	46.6	57.0	65.3	65.3	65.3	56.3	48.1	41.7	36.6	29.0	23.8	19.9	17.0	14.7	12.9	10.8					
21	1.78	4.05	7.56	14.1	20.3	26.3	37.9	49.1	60.0	68.8	68.8	68.8	60.6	51.8	44.9	39.4	31.2	25.6	21.4	18.3	15.9	13.9	11.7					
22	1.87	4.26	7.95	14.8	21.4	27.7	39.9	51.7	63.1	72.3	72.3	72.3	65.0	55.5	48.1	42.2	33.5	27.4	23.0	19.6	17.0	14.9	12.5					
23	1.96	4.47	8.34	15.6	22.4	29.0	41.8	54.2	66.2	75.9	75.9	75.9	69.5	59.3	51.4	45.1	35.8	29.3	24.6	21.0	18.2	16.0	13.4					
24	2.05	4.68	8.73	16.3	23.5	30.4	43.8	56.7	69.4	79.5	79.5	79.5	74.1	63.2	54.8	48.1	38.2	31.2	26.2	22.4	19.4	17.0	14.3					
25	2.14	4.89	9.13	17.0	24.5	31.8	45.8	59.3	72.5	83.0	83.0	83.0	78.7	67.2	58.3	51.1	40.6	33.2	27.8	23.8	20.6	18.1	15.2					
26	2.24	5.10	9.52	17.8	25.6	33.2	47.8	61.9	75.6	86.6	86.6	86.6	83.5	71.3	61.8	54.2	43.0	35.2	29.5	25.2	21.9	19.2	16.1					
28	2.42	5.53	10.3	19.2	27.7	35.9	51.7	67.0	81.9	93.9	93.9	93.9	93.3	79.7	69.1	60.6	48.1	39.4	33.0	28.2	24.4	21.4						
30	2.61	5.95	11.1	20.7	29.9	38.7	55.7	72.2	88.3	104	104	104	104	88.4	76.6	67.2	53.4	43.7	36.6	31.2	27.1	23.8						
32	2.80	6.38	11.9	22.2	32.0	41.5	59.8	77.4	94.6	112	114	114	114	97.4	84.4	74.1	58.8	48.1	40.3	34.4	29.8	26.2						
35	3.08	7.03	13.1	24.5	35.3	45.7	65.8	85.3	104	123	130	130	130	111	96.5	84.7	67.2	55.0	46.1	39.4	34.1							
40	3.56	8.12	15.2	28.3	40.8	52.8	76.0	98.5	120	142	153	153	153	136	118	104	82.1	67.2	56.3	48.1	20.0							
45	4.04	9.23	17.2	32.1	46.3	60.0	86.4	112	137	161	174	174	174	162	141	124	98.0	80.2	67.2	54.2								

- Note: 1. Multiply the value given above by the multiple strand factor (page A-22, Table II) in order to obtain the transmission horsepower of multiple strand chain.
 2. For lubrication systems A, B & C, refer to page A-77 for explanation. Please consult U.S. Tsubaki for use of horsepower ratings to the right of the boundary line.
 3. Refer to page A-22, "Procedures for Selecting Roller Chain."