


Precision and Performance for the **PRINT INDUSTRY**



Designed to Fit.

Tsubaki has been manufacturing saddle stitcher roller chains for over 25 years in our Holyoke, Massachusetts facility.

We now offer the chain in two sizes designed to fit seamlessly in almost any saddle stitcher:

40NP TENT TYPE1 for machines from Harris™, Goss®, Heidelberg® and Sheridan™

40NP TENT TYPE2 for machines from Muller Martini®


Manufactured from hardened steel components, Tsubaki is built better to save you time and money.

Select Tsubaki saddle stitcher chains and ensure you get the perfect fit.



For Any Application:

Available in custom strand lengths to fit your application. Closed-end, clip-style connecting links allow secure joining of chain sections.



Proven Engineering:

The radius on the tent attachment is optimized to enable creasing and paper alignment accuracy. The consistent tent height and chain straightness ensure product uniformity and less downtime from jamming.




Precision Accuracy:

Heat-treated carbon steel for strength with a smooth nickel plated finish for corrosion resistance, cleanliness and durability.

Tsubaki Strength:

Tight tolerances and precision assembly of the down-facing rail guides assure smooth and straight chain travel.



THE TSUBAKI SOLUTION

...Made to Last

Tsubaki offers a wide range of made-to-order attachment chains commonly used in the print industry.

Attachment chain configurations include:

- ANSI or British Standard dimensions
- Pusher, Extended Pin and Threaded Pin attachments
- Lambda® Lube-Free, Neptune® corrosion-resistant, nickel plated and stainless steel options

Here are five of the more common print industry configurations. Don't see the chain you use?

Call your Tsubaki representative and let us match your current configuration with one of Tsubaki's premium chains.


RS50 PUSHER CHAIN

RS50 chain with a special double bend pusher attachment.



RS60 THREADED PIN CHAIN

RS60 chain with threaded pins for securing customer installed attachments. Nuts included. Also available in RS12B British Standard dimensions.




RS80 RADIUS CHAIN

RS80 chain with 24-inch side flexing radius. Chain twists up to 30 degrees per foot, allowing printed material to be flipped.



C2050 EXTENDED PIN CHAIN

C2050 chain with special extended pins and down-facing rail guides. The guides allow the chain to travel on rails while the extended pins are used to snap on customer installed attachments.




RS40 RIDGED SKO CHAIN

RS40 chain with special ridged attachments. Ridges catch and hold printed sheets as they move down the line.



MAKE SURE YOUR PRINT OPERATION IS RIDING ON THE WORLD'S MOST RELIABLE POWER TRANSMISSION PRODUCTS.



The Tsubaki name is synonymous with excellence in quality, dependability and customer service. An intense focus on research and development, along with continuously modernized production facilities, has resulted in Tsubaki meeting the ever changing needs of the marketplace. With our large variety of products, including a full lineup of roller chains, sprockets, power transmission components and cable and hose carriers, we are well suited to serve any of your print industry application needs. With Tsubaki you will get dependable, top quality products with the service and support to help reduce maintenance costs and keep your application running smoother, longer. That's the Tsubaki Advantage.



Corporate Headquarters
U.S. Tsubaki Power Transmission, LLC
301 E. Marquardt Drive
Wheeling, IL 60090
Tel: (800) 323-7790
Fax: (847) 459-9515
www.ustsubaki.com



Roller Chain Division
821 Main Street
Holyoke, MA 01040
Tel: (800) 323-7790



Conveyor and Construction
Chain Division
1010 Edgewater Drive
Sandusky, OH 44870
Tel: (800) 537-6140
Fax: (419) 626-5194



Sprocket Manufacturing
Mississauga, Ontario
Tel: (800) 323-7790



KabelSchlepp Division
7100 W. Marcia Rd
Milwaukee, WI 53223
Tel: (800) 443-4216
Fax: (414) 354-1900